

ตารางสถิติ

All Binomial Probability Sums $\sum_{x=0}^r \binom{n}{x} p^x (1-p)^{n-x}$

		p									
n	r	0.10	0.20	0.25	0.30	0.40	0.50	0.60	0.70	0.80	0.90
5	0	0.5905	0.3277	0.2373	0.1681	0.0778	0.0312	0.0102	0.0024	0.0003	0.0000
	1	0.9185	0.7373	0.6328	0.5282	0.3370	0.1875	0.0870	0.0308	0.0067	0.0005
	2	0.9914	0.9421	0.8965	0.8369	0.6826	0.5000	0.3174	0.1631	0.0579	0.0086
	3	0.9995	0.9933	0.9844	0.9692	0.9130	0.8125	0.6630	0.4718	0.2627	0.0815
	4	1.0000	0.9997	0.9990	0.9976	0.9898	0.9688	0.9222	0.8319	0.6723	0.4095
	5	1.0000	1.0000	1.0000	1.0000	1.0000	1.0000	1.0000	1.0000	1.0000	1.0000
10	0	0.3487	0.1074	0.0563	0.0282	0.0060	0.0010	0.0001	0.0000	0.0000	0.0000
	1	0.7361	0.3758	0.2440	0.1493	0.0464	0.0107	0.0017	0.0001	0.0000	0.0000
	2	0.9298	0.6778	0.5256	0.3828	0.1673	0.0547	0.0123	0.0016	0.0001	0.0000
	3	0.9872	0.8791	0.7759	0.6496	0.3823	0.1719	0.0548	0.0106	0.0009	0.0000
	4	0.9984	0.9672	0.9219	0.8497	0.6331	0.3770	0.1662	0.0474	0.0064	0.0002
	5	0.9999	0.9936	0.9803	0.9527	0.8338	0.6230	0.3669	0.1503	0.0328	0.0016
	6	1.0000	0.9991	0.9965	0.9894	0.9452	0.8281	0.6177	0.3504	0.1209	0.0128
	7	1.0000	0.9999	0.9996	0.9984	0.9877	0.9453	0.8327	0.6172	0.3222	0.0702
	8	1.0000	1.0000	1.0000	0.9999	0.9983	0.9893	0.9536	0.8507	0.6242	0.2639
	9	1.0000	1.0000	1.0000	1.0000	0.9999	0.9990	0.9940	0.9718	0.8926	0.6513
	10	1.0000	1.0000	1.0000	1.0000	1.0000	1.0000	1.0000	1.0000	1.0000	1.0000
15	0	0.2059	0.0352	0.0134	0.0047	0.0005	0.0000	0.0000	0.0000	0.0000	0.0000
	1	0.5490	0.1671	0.0802	0.0353	0.0052	0.0005	0.0000	0.0000	0.0000	0.0000
	2	0.8159	0.3980	0.2361	0.1268	0.0271	0.0037	0.0003	0.0000	0.0000	0.0000
	3	0.9444	0.6482	0.4613	0.2969	0.0905	0.0176	0.0019	0.0001	0.0000	0.0000
	4	0.9873	0.8358	0.6865	0.5155	0.2173	0.0592	0.0094	0.0007	0.0000	0.0000
	5	0.9978	0.9389	0.8516	0.7216	0.4032	0.1509	0.0338	0.0037	0.0001	0.0000
	6	0.9997	0.9819	0.9434	0.8689	0.6098	0.3036	0.0951	0.0152	0.0008	0.0000
	7	1.0000	0.9958	0.9827	0.9500	0.7869	0.5000	0.2131	0.0500	0.0042	0.0000
	8	1.0000	0.9992	0.9958	0.9848	0.9050	0.6964	0.3902	0.1311	0.0181	0.0003
	9	1.0000	0.9999	0.9992	0.9963	0.9662	0.8491	0.5968	0.2784	0.0611	0.0023
	10	1.0000	1.0000	0.9999	0.9993	0.9907	0.9408	0.7827	0.4845	0.1642	0.0127
	11	1.0000	1.0000	1.0000	0.9999	0.9981	0.9824	0.9095	0.7031	0.3518	0.0556
	12	1.0000	1.0000	1.0000	1.0000	0.9997	0.9963	0.9729	0.8732	0.6020	0.1841
	13	1.0000	1.0000	1.0000	1.0000	1.0000	0.9995	0.9948	0.9647	0.8329	0.4510
	14	1.0000	1.0000	1.0000	1.0000	1.0000	1.0000	0.9995	0.9953	0.9648	0.7941
	15	1.0000	1.0000	1.0000	1.0000	1.0000	1.0000	1.0000	1.0000	1.0000	1.0000
20	0	0.1216	0.0115	0.0032	0.0008	0.0000	0.0000	0.0000	0.0000	0.0000	0.0000
	1	0.3917	0.0692	0.0243	0.0076	0.0005	0.0000	0.0000	0.0000	0.0000	0.0000
	2	0.6769	0.2061	0.0913	0.0355	0.0036	0.0002	0.0000	0.0000	0.0000	0.0000
	3	0.8670	0.4114	0.2252	0.1071	0.0160	0.0013	0.0001	0.0000	0.0000	0.0000
	4	0.9568	0.6296	0.4148	0.2375	0.0510	0.0059	0.0003	0.0000	0.0000	0.0000
	5	0.9887	0.8042	0.6172	0.4164	0.1256	0.0207	0.0016	0.0000	0.0000	0.0000
	6	0.9976	0.9133	0.7858	0.6080	0.2500	0.0577	0.0065	0.0003	0.0000	0.0000
	7	0.9996	0.9679	0.8982	0.7723	0.4159	0.1316	0.0210	0.0013	0.0000	0.0000
	8	0.9999	0.9900	0.9591	0.8867	0.5956	0.2517	0.0565	0.0051	0.0001	0.0000
	9	1.0000	0.9974	0.9861	0.9520	0.7553	0.4119	0.1275	0.0171	0.0006	0.0000
	10	1.0000	0.9994	0.9961	0.9829	0.8725	0.5881	0.2447	0.0480	0.0026	0.0000
	11	1.0000	0.9999	0.9991	0.9949	0.9435	0.7483	0.4044	0.1133	0.0100	0.0001
	12	1.0000	1.0000	0.9998	0.9987	0.9790	0.8684	0.5841	0.2277	0.0321	0.0004
	13	1.0000	1.0000	1.0000	0.9997	0.9935	0.9423	0.7500	0.3920	0.0867	0.0024
	14	1.0000	1.0000	1.0000	1.0000	0.9984	0.9793	0.8744	0.5836	0.1958	0.0113
	15	1.0000	1.0000	1.0000	1.0000	0.9997	0.9941	0.9490	0.7625	0.3704	0.0432
	16	1.0000	1.0000	1.0000	1.0000	1.0000	0.9987	0.9840	0.8929	0.5886	0.1330
	17	1.0000	1.0000	1.0000	1.0000	1.0000	0.9998	0.9964	0.9645	0.7939	0.3231
	18	1.0000	1.0000	1.0000	1.0000	1.0000	1.0000	0.9995	0.9924	0.9308	0.6083
	19	1.0000	1.0000	1.0000	1.0000	1.0000	1.0000	1.0000	0.9992	0.9885	0.8784
	20	1.0000	1.0000	1.0000	1.0000	1.0000	1.0000	1.0000	1.0000	1.0000	1.0000

A2 Poisson Probability Sums $\sum_{x=0}^r \frac{e^{-\mu} \mu^x}{x!}$

r	μ								
	0.1	0.2	0.3	0.4	0.5	0.6	0.7	0.8	0.9
0	0.9048	0.8187	0.7408	0.6730	0.6065	0.5488	0.4966	0.4493	0.4066
1	0.9953	0.9825	0.9631	0.9384	0.9098	0.8781	0.8442	0.8088	0.7725
2	0.9998	0.9989	0.9964	0.9921	0.9856	0.9769	0.9659	0.9526	0.9371
3	1.0000	0.9999	0.9997	0.9992	0.9982	0.9966	0.9942	0.9909	0.9865
4		1.0000	1.0000	0.9999	0.9998	0.9996	0.9992	0.9986	0.9977
5				1.0000	1.0000	1.0000	0.9999	0.9998	0.9997
6							1.0000	1.0000	1.0000

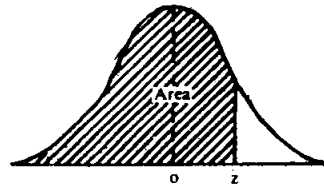
r	μ								
	1.0	1.5	2.0	2.5	3.0	3.5	4.0	4.5	5.0
0	0.3679	0.2231	0.1353	0.0821	0.0498	0.0302	0.0183	0.0111	0.0067
1	0.7358	0.5578	0.4060	0.2873	0.1991	0.1359	0.0916	0.0611	0.0404
2	0.9197	0.8088	0.6767	0.5438	0.4232	0.3208	0.2381	0.1736	0.1247
3	0.9810	0.9344	0.8571	0.7576	0.6472	0.5366	0.4335	0.3423	0.2650
4	0.9963	0.9814	0.9473	0.8912	0.8153	0.7254	0.6288	0.5321	0.4405
5	0.9994	0.9955	0.9834	0.9580	0.9161	0.8576	0.7851	0.7029	0.6160
6	0.9999	0.9991	0.9955	0.9858	0.9665	0.9347	0.8893	0.8311	0.7622
7	1.0000	0.9998	0.9989	0.9958	0.9881	0.9733	0.9489	0.9134	0.8666
8		1.0000	0.9998	0.9989	0.9962	0.9901	0.9786	0.9597	0.9319
9			1.0000	0.9997	0.9989	0.9967	0.9919	0.9829	0.9682
10				0.9999	0.9997	0.9990	0.9972	0.9933	0.9863
11				1.0000	0.9999	0.9997	0.9991	0.9976	0.9945
12					1.0000	0.9999	0.9997	0.9992	0.9980
13						1.0000	0.9999	0.9997	0.9993
14							1.0000	0.9999	0.9998
15								1.0000	0.9999
16									1.0000

r	μ								
	5.5	6.0	6.5	7.0	7.5	8.0	8.5	9.0	9.5
0	0.0041	0.0025	0.0015	0.0009	0.0006	0.0003	0.0002	0.0001	0.0001
1	0.0266	0.0174	0.0113	0.0073	0.0047	0.0030	0.0019	0.0012	0.0008
2	0.0884	0.0620	0.0430	0.0296	0.0203	0.0138	0.0093	0.0062	0.0042
3	0.2017	0.1512	0.1118	0.0818	0.0591	0.0424	0.0301	0.0212	0.0149
4	0.3575	0.2851	0.2237	0.1730	0.1321	0.0996	0.0744	0.0550	0.0401
5	0.5289	0.4457	0.3690	0.3007	0.2414	0.1912	0.1496	0.1157	0.0885
6	0.6860	0.6063	0.5265	0.4497	0.3782	0.3134	0.2562	0.2068	0.1649
7	0.8095	0.7440	0.6728	0.5987	0.5246	0.4530	0.3856	0.3239	0.2687
8	0.8944	0.8472	0.7916	0.7291	0.6620	0.5925	0.5231	0.4557	0.3918
9	0.9462	0.9161	0.8774	0.8305	0.7764	0.7166	0.6530	0.5874	0.5218
10	0.9747	0.9574	0.9332	0.9015	0.8622	0.8159	0.7634	0.7060	0.6453
11	0.9890	0.9799	0.9661	0.9466	0.9208	0.8881	0.8487	0.8030	0.7520
12	0.9955	0.9912	0.9840	0.9730	0.9573	0.9362	0.9091	0.8758	0.8364
13	0.9983	0.9964	0.9929	0.9872	0.9784	0.9658	0.9486	0.9261	0.8981
14	0.9994	0.9986	0.9970	0.9943	0.9897	0.9827	0.9726	0.9585	0.9400
15	0.9998	0.9995	0.9988	0.9976	0.9954	0.9918	0.9862	0.9780	0.9665
16	0.9999	0.9998	0.9996	0.9990	0.9980	0.9963	0.9934	0.9889	0.9823
17	1.0000	0.9999	0.9998	0.9996	0.9992	0.9984	0.9970	0.9947	0.9911
18		1.0000	0.9999	0.9999	0.9997	0.9994	0.9987	0.9976	0.9957
19			1.0000	1.0000	0.9999	0.9997	0.9995	0.9989	0.9980
20					1.0000	0.9999	0.9998	0.9996	0.9991
21						1.0000	0.9999	0.9998	0.9996
22							1.0000	0.9999	0.9999
23								1.0000	0.9999
24									1.0000

A2 Poisson Probability Sums (Continued)

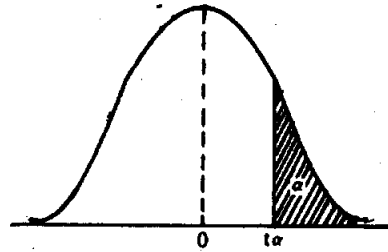
r	μ								
	10.0	11.0	12.0	13.0	14.0	15.0	16.0	17.0	18.0
0	0.0000	0.0000	0.0000						
1	0.0005	0.0002	0.0001	0.0000	0.0000				
2	0.0028	0.0012	0.0005	0.0002	0.0001	0.0000	0.0000		
3	0.0103	0.0049	0.0023	0.0010	0.0005	0.0002	0.0001	0.0000	0.0000
4	0.0293	0.0151	0.0076	0.0037	0.0018	0.0009	0.0004	0.0002	0.0001
5	0.0671	0.0375	0.0203	0.0107	0.0055	0.0028	0.0014	0.0007	0.0003
6	0.1301	0.0786	0.0458	0.0259	0.0142	0.0076	0.0040	0.0021	0.0010
7	0.2202	0.1432	0.0895	0.0540	0.0316	0.0180	0.0100	0.0054	0.0029
8	0.3328	0.2320	0.1550	0.0998	0.0621	0.0374	0.0220	0.0126	0.0071
9	0.4579	0.3405	0.2424	0.1658	0.1094	0.0699	0.0433	0.0261	0.0154
10	0.5830	0.4599	0.3472	0.2517	0.1757	0.1185	0.0774	0.0491	0.0304
11	0.6968	0.5793	0.4616	0.3532	0.2600	0.1848	0.1270	0.0847	0.0549
12	0.7916	0.6887	0.5760	0.4631	0.3585	0.2676	0.1931	0.1350	0.0917
13	0.8645	0.7813	0.6815	0.5730	0.4644	0.3632	0.2745	0.2009	0.1426
14	0.9165	0.8540	0.7720	0.6751	0.5704	0.4657	0.3675	0.2808	0.2081
15	0.9513	0.9074	0.8444	0.7636	0.6694	0.5681	0.4667	0.3715	0.2867
16	0.9730	0.9441	0.8987	0.8355	0.7559	0.6641	0.5660	0.4677	0.3750
17	0.9857	0.9678	0.9370	0.8905	0.8272	0.7489	0.6593	0.5640	0.4686
18	0.9928	0.9823	0.9626	0.9302	0.8826	0.8195	0.7423	0.6550	0.5622
19	0.9965	0.9907	0.9787	0.9573	0.9235	0.8752	0.8122	0.7363	0.6509
20	0.9984	0.9953	0.9884	0.9750	0.9521	0.9170	0.8682	0.8055	0.7307
21	0.9993	0.9977	0.9939	0.9859	0.9712	0.9469	0.9108	0.8615	0.7991
22	0.9997	0.9990	0.9970	0.9924	0.9833	0.9673	0.9418	0.9047	0.8551
23	0.9999	0.9995	0.9985	0.9960	0.9907	0.9805	0.9633	0.9367	0.8989
24	1.0000	0.9998	0.9993	0.9980	0.9950	0.9888	0.9777	0.9594	0.9317
25		0.9999	0.9997	0.9990	0.9974	0.9938	0.9869	0.9748	0.9554
26		1.0000	0.9999	0.9995	0.9987	0.9967	0.9925	0.9848	0.9718
27			0.9999	0.9998	0.9994	0.9983	0.9959	0.9912	0.9827
28			1.0000	0.9999	0.9997	0.9991	0.9978	0.9950	0.9897
29				1.0000	0.9999	0.9996	0.9989	0.9973	0.9941
30					0.9999	0.9998	0.9994	0.9986	0.9967
31					1.0000	0.9999	0.9997	0.9993	0.9982
32						1.0000	0.9999	0.9996	0.9990
33							0.9999	0.9998	0.9995
34							1.0000	0.9999	0.9998
35								1.0000	0.9999
36									0.9999
37									1.0000

A 3 Areas Under the Normal Curve



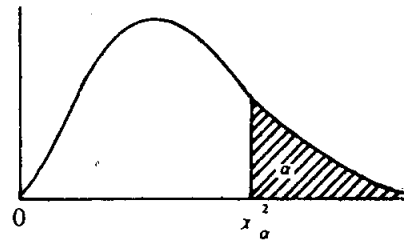
	0.00	0.01	0.02	0.03	0.04	0.05	0.06	0.07	0.08	0.09
-3.4	0.0003	0.0003	0.0003	0.0003	0.0003	0.0003	0.0003	0.0003	0.0003	0.0003
-3.3	0.0005	0.0005	0.0005	0.0004	0.0004	0.0004	0.0004	0.0004	0.0004	0.0004
-3.2	0.0007	0.0007	0.0006	0.0006	0.0006	0.0006	0.0006	0.0006	0.0005	0.0005
-3.1	0.0010	0.0009	0.0009	0.0009	0.0008	0.0008	0.0008	0.0008	0.0007	0.0007
-3.0	0.0013	0.0013	0.0013	0.0012	0.0012	0.0011	0.0011	0.0011	0.0010	0.0010
-2.9	0.0019	0.0018	0.0017	0.0017	0.0016	0.0016	0.0015	0.0015	0.0014	0.0014
-2.8	0.0026	0.0025	0.0024	0.0023	0.0023	0.0022	0.0021	0.0021	0.0020	0.0019
-2.7	0.0035	0.0034	0.0033	0.0032	0.0031	0.0030	0.0029	0.0028	0.0027	0.0026
-2.6	0.0047	0.0045	0.0044	0.0043	0.0041	0.0040	0.0039	0.0038	0.0037	0.0036
-2.5	0.0062	0.0060	0.0059	0.0057	0.0055	0.0054	0.0052	0.0051	0.0049	0.0048
-2.4	0.0082	0.0080	0.0078	0.0075	0.0073	0.0071	0.0069	0.0068	0.0066	0.0064
-2.3	0.0107	0.0104	0.0102	0.0099	0.0096	0.0094	0.0091	0.0089	0.0087	0.0084
-2.2	0.0139	0.0136	0.0132	0.0129	0.0125	0.0122	0.0119	0.0116	0.0113	0.0110
-2.1	0.0179	0.0174	0.0170	0.0166	0.0162	0.0158	0.0154	0.0150	0.0146	0.0143
-2.0	0.0228	0.0222	0.0217	0.0212	0.0207	0.0202	0.0197	0.0192	0.0188	0.0183
-1.9	0.0287	0.0281	0.0274	0.0268	0.0262	0.0256	0.0250	0.0244	0.0239	0.0233
-1.8	0.0359	0.0352	0.0344	0.0336	0.0329	0.0322	0.0314	0.0307	0.0301	0.0294
-1.7	0.0446	0.0436	0.0427	0.0418	0.0409	0.0401	0.0392	0.0384	0.0375	0.0367
-1.6	0.0548	0.0537	0.0526	0.0516	0.0505	0.0495	0.0485	0.0475	0.0465	0.0455
-1.5	0.0668	0.0655	0.0643	0.0630	0.0618	0.0606	0.0594	0.0582	0.0571	0.0559
-1.4	0.0808	0.0793	0.0778	0.0764	0.0749	0.0735	0.0722	0.0708	0.0694	0.0681
-1.3	0.0968	0.0951	0.0934	0.0918	0.0901	0.0885	0.0869	0.0853	0.0838	0.0823
-1.2	0.1151	0.1131	0.1112	0.1093	0.1075	0.1056	0.1038	0.1020	0.1003	0.0985
-1.1	0.1357	0.1335	0.1314	0.1292	0.1271	0.1251	0.1230	0.1210	0.1190	0.1170
-1.0	0.1587	0.1562	0.1539	0.1515	0.1492	0.1469	0.1446	0.1423	0.1401	0.1379
-0.9	0.1841	0.1814	0.1788	0.1762	0.1736	0.1711	0.1685	0.1660	0.1635	0.1611
-0.8	0.2119	0.2090	0.2061	0.2033	0.2005	0.1977	0.1949	0.1922	0.1894	0.1867
-0.7	0.2420	0.2389	0.2358	0.2327	0.2296	0.2266	0.2236	0.2206	0.2177	0.2148
-0.6	0.2743	0.2709	0.2676	0.2643	0.2611	0.2578	0.2546	0.2514	0.2483	0.2451
-0.5	0.3085	0.3050	0.3015	0.2981	0.2946	0.2912	0.2877	0.2843	0.2810	0.2776
-0.4	0.3446	0.3409	0.3372	0.3336	0.3300	0.3264	0.3228	0.3192	0.3156	0.3121
-0.3	0.3821	0.3783	0.3745	0.3707	0.3669	0.3632	0.3594	0.3557	0.3520	0.3483
-0.2	0.4207	0.4168	0.4129	0.4090	0.4052	0.4013	0.3974	0.3936	0.3897	0.3859
-0.1	0.4602	0.4562	0.4522	0.4483	0.4443	0.4404	0.4364	0.4325	0.4286	0.4247
0.0	0.5000	0.4960	0.4920	0.4880	0.4840	0.4801	0.4761	0.4721	0.4681	0.4641
0.1	0.5000	0.5040	0.5080	0.5120	0.5160	0.5199	0.5239	0.5279	0.5319	0.5359
0.2	0.5398	0.5438	0.5478	0.5517	0.5557	0.5596	0.5636	0.5675	0.5714	0.5753
0.3	0.5793	0.5832	0.5871	0.5910	0.5948	0.5987	0.6026	0.6064	0.6103	0.6141
0.4	0.6179	0.6217	0.6255	0.6293	0.6331	0.6368	0.6406	0.6443	0.6480	0.6517
0.5	0.6554	0.6591	0.6628	0.6664	0.6700	0.6736	0.6772	0.6808	0.6844	0.6879
0.6	0.6915	0.6950	0.6985	0.7019	0.7054	0.7088	0.7123	0.7157	0.7190	0.7224
0.7	0.7257	0.7291	0.7324	0.7357	0.7389	0.7422	0.7454	0.7486	0.7517	0.7549
0.8	0.7580	0.7611	0.7642	0.7673	0.7704	0.7734	0.7764	0.7794	0.7823	0.7852
0.9	0.7881	0.7910	0.7939	0.7967	0.7995	0.8023	0.8051	0.8078	0.8106	0.8133
1.0	0.8159	0.8186	0.8212	0.8238	0.8264	0.8289	0.8315	0.8340	0.8365	0.8389
1.1	0.8413	0.8438	0.8461	0.8485	0.8508	0.8531	0.8554	0.8577	0.8599	0.8621
1.2	0.8643	0.8665	0.8686	0.8708	0.8729	0.8749	0.8770	0.8790	0.8810	0.8830
1.3	0.8849	0.8869	0.8888	0.8907	0.8925	0.8944	0.8962	0.8980	0.8997	0.9015
1.4	0.9032	0.9049	0.9066	0.9082	0.9099	0.9115	0.9131	0.9147	0.9162	0.9177
1.5	0.9192	0.9207	0.9222	0.9236	0.9251	0.9265	0.9278	0.9292	0.9306	0.9319
1.6	0.9332	0.9345	0.9357	0.9370	0.9382	0.9394	0.9406	0.9418	0.9429	0.9441
1.7	0.9452	0.9463	0.9474	0.9484	0.9495	0.9505	0.9515	0.9525	0.9535	0.9545
1.8	0.9554	0.9564	0.9573	0.9582	0.9591	0.9599	0.9608	0.9616	0.9625	0.9633
1.9	0.9641	0.9649	0.9656	0.9664	0.9671	0.9678	0.9686	0.9693	0.9699	0.9706
2.0	0.9713	0.9719	0.9726	0.9732	0.9738	0.9744	0.9750	0.9756	0.9761	0.9767
2.1	0.9772	0.9778	0.9783	0.9788	0.9793	0.9798	0.9803	0.9808	0.9812	0.9817
2.2	0.9821	0.9826	0.9830	0.9834	0.9838	0.9842	0.9846	0.9850	0.9854	0.9857
2.3	0.9861	0.9864	0.9868	0.9871	0.9875	0.9878	0.9881	0.9884	0.9887	0.9890
2.4	0.9893	0.9896	0.9898	0.9901	0.9904	0.9906	0.9909	0.9911	0.9913	0.9916
2.5	0.9918	0.9920	0.9922	0.9925	0.9927	0.9929	0.9931	0.9932	0.9934	0.9936
2.6	0.9938	0.9940	0.9941	0.9943	0.9945	0.9946	0.9948	0.9949	0.9951	0.9952
2.7	0.9953	0.9955	0.9956	0.9957	0.9959	0.9960	0.9961	0.9962	0.9963	0.9964
2.8	0.9965	0.9966	0.9967	0.9968	0.9969	0.9970	0.9971	0.9972	0.9973	0.9974
2.9	0.9974	0.9975	0.9976	0.9977	0.9977	0.9978	0.9979	0.9979	0.9980	0.9981
3.0	0.9981	0.9982	0.9982	0.9983	0.9984	0.9984	0.9985	0.9985	0.9986	0.9986
3.1	0.9987	0.9987	0.9987	0.9988	0.9988	0.9989	0.9989	0.9989	0.9990	0.9990
3.2	0.9990	0.9991	0.9991	0.9991	0.9992	0.9992	0.9992	0.9992	0.9993	0.9993
3.3	0.9993	0.9993	0.9994	0.9994	0.9994	0.9994	0.9994	0.9995	0.9995	0.9995
3.4	0.9995	0.9995	0.9995	0.9996	0.9996	0.9996	0.9996	0.9996	0.9997	0.9997
3.5	0.9997	0.9997	0.9997	0.9997	0.9997	0.9997	0.9997	0.9997	0.9997	0.9998

A4 Critical Values of the t Distribution



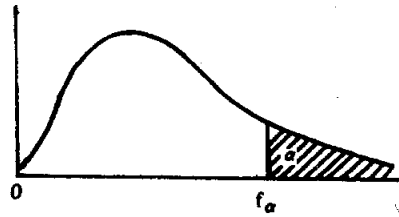
v	α				
	0.10	0.05	0.025	0.01	0.005
1	3.078	6.314	12.706	31.821	63.657
2	1.886	2.920	4.303	6.965	9.925
3	1.638	2.353	3.182	4.541	5.841
4	1.533	2.132	2.776	3.747	4.604
5	1.476	2.015	2.571	3.365	4.032
6	1.440	1.943	2.447	3.143	3.707
7	1.415	1.895	2.365	2.998	3.499
8	1.397	1.860	2.306	2.896	3.355
9	1.383	1.833	2.262	2.821	3.250
10	1.372	1.812	2.228	2.764	3.169
11	1.363	1.796	2.201	2.718	3.106
12	1.356	1.782	2.179	2.681	3.055
13	1.350	1.771	2.160	2.650	3.012
14	1.345	1.761	2.145	2.624	2.977
15	1.341	1.753	2.131	2.602	2.947
16	1.337	1.746	2.120	2.583	2.921
17	1.333	1.740	2.110	2.567	2.898
18	1.330	1.734	2.101	2.552	2.878
19	1.328	1.729	2.093	2.539	2.861
20	1.325	1.725	2.086	2.528	2.845
21	1.323	1.721	2.080	2.518	2.831
22	1.321	1.717	2.074	2.508	2.819
23	1.319	1.714	2.069	2.500	2.807
24	1.318	1.711	2.064	2.492	2.797
25	1.316	1.708	2.060	2.485	2.787
26	1.315	1.706	2.056	2.479	2.779
27	1.314	1.703	2.052	2.473	2.771
28	1.313	1.701	2.048	2.467	2.763
29	1.311	1.699	2.045	2.462	2.756
inf.	1.282	1.645	1.960	2.326	2.576

A5 Critical Values
of the Chi-Square Distribution



ν	α							
	0.995	0.99	0.975	0.95	0.05	0.025	0.01	0.005
1	0.0*393	0.0*157	0.0*982	0.0*393	3.841	5.024	6.635	7.879
2	0.0100	0.0201	0.0506	0.103	5.991	7.378	9.210	10.597
3	0.0717	0.115	0.216	0.352	7.815	9.348	11.345	12.838
4	0.207	0.297	0.484	0.711	9.488	11.143	13.277	14.860
5	0.412	0.554	0.831	1.145	11.070	12.832	15.086	16.750
6	0.676	0.872	1.237	1.635	12.592	14.449	16.812	18.548
7	0.989	1.239	1.690	2.167	14.067	16.013	18.475	20.278
8	1.344	1.646	2.180	2.733	15.507	17.535	20.090	21.955
9	1.735	2.088	2.700	3.325	16.919	19.023	21.666	23.589
10	2.156	2.558	3.247	3.940	18.307	20.483	23.209	25.188
11	2.603	3.053	3.816	4.575	19.675	21.920	24.725	26.757
12	3.074	3.571	4.404	5.226	21.026	23.337	26.217	28.300
13	3.565	4.107	5.009	5.892	22.362	24.736	27.688	29.819
14	4.075	4.660	5.629	6.571	23.685	26.119	29.141	31.319
15	4.601	5.229	6.262	7.261	24.996	27.488	30.578	32.801
16	5.142	5.812	6.908	7.962	26.296	28.845	32.000	34.267
17	5.697	6.408	7.564	8.672	27.587	30.191	33.409	35.718
18	6.265	7.015	8.231	9.390	28.869	31.526	34.805	37.156
19	6.844	7.633	8.907	10.117	30.144	32.852	36.191	38.582
20	7.434	8.260	9.591	10.851	31.410	34.170	37.566	39.997
21	8.034	8.897	10.283	11.591	32.671	35.479	38.932	41.401
22	8.643	9.542	10.982	12.338	33.924	36.781	40.289	42.796
23	9.260	10.196	11.689	13.091	35.172	38.076	41.638	44.181
24	9.886	10.856	12.401	13.848	36.415	39.364	42.980	45.558
25	10.520	11.524	13.120	14.611	37.652	40.646	44.314	46.928
26	11.160	12.198	13.844	15.379	38.885	41.923	45.642	48.290
27	11.808	12.879	14.573	16.151	40.113	43.194	46.963	49.645
28	12.461	13.565	15.308	16.928	41.337	44.461	48.278	50.993
29	13.121	14.256	16.047	17.708	42.557	45.722	49.588	52.336
30	13.787	14.953	16.791	18.493	43.773	46.979	50.892	53.672

A6 Critical Values of the F Distribution



$f_{0.05}(v_1, v_2)$

v_2	v_1								
	1	2	3	4	5	6	7	8	9
1	161.4	199.5	215.7	224.6	230.2	234.0	236.8	238.9	240.5
2	18.51	19.00	19.16	19.25	19.30	19.33	19.35	19.37	19.38
3	10.13	9.55	9.28	9.12	9.01	8.94	8.89	8.85	8.81
4	7.71	6.94	6.59	6.39	6.26	6.16	6.09	6.04	6.00
5	6.61	5.79	5.41	5.19	5.05	4.95	4.88	4.82	4.77
6	5.99	5.14	4.76	4.53	4.39	4.28	4.21	4.15	4.10
7	5.59	4.74	4.35	4.12	3.97	3.87	3.79	3.73	3.68
8	5.32	4.46	4.07	3.84	3.69	3.58	3.50	3.44	3.39
9	5.12	4.26	3.86	3.63	3.48	3.37	3.29	3.23	3.18
10	4.96	4.10	3.71	3.48	3.33	3.22	3.14	3.07	3.02
11	4.84	3.98	3.59	3.36	3.20	3.09	3.01	2.95	2.90
12	4.75	3.89	3.49	3.26	3.11	3.00	2.91	2.85	2.80
13	4.67	3.81	3.41	3.18	3.03	2.92	2.83	2.77	2.71
14	4.60	3.74	3.34	3.11	2.96	2.85	2.76	2.70	2.65
15	4.54	3.68	3.29	3.06	2.90	2.79	2.71	2.64	2.59
16	4.49	3.63	3.24	3.01	2.85	2.74	2.66	2.59	2.54
17	4.45	3.59	3.20	2.96	2.81	2.70	2.61	2.55	2.49
18	4.41	3.55	3.16	2.93	2.77	2.66	2.58	2.51	2.46
19	4.38	3.52	3.13	2.90	2.74	2.63	2.54	2.48	2.42
20	4.35	3.49	3.10	2.87	2.71	2.60	2.51	2.45	2.39
21	4.32	3.47	3.07	2.84	2.68	2.57	2.49	2.42	2.37
22	4.30	3.44	3.05	2.82	2.66	2.55	2.46	2.40	2.34
23	4.28	3.42	3.03	2.80	2.64	2.53	2.44	2.37	2.32
24	4.26	3.40	3.01	2.78	2.62	2.51	2.42	2.36	2.30
25	4.24	3.39	2.99	2.76	2.60	2.49	2.40	2.34	2.28
26	4.23	3.37	2.98	2.74	2.59	2.47	2.39	2.32	2.27
27	4.21	3.35	2.96	2.73	2.57	2.46	2.37	2.31	2.25
28	4.20	3.34	2.95	2.71	2.56	2.45	2.36	2.29	2.24
29	4.18	3.33	2.93	2.70	2.55	2.43	2.35	2.28	2.22
30	4.17	3.32	2.92	2.69	2.53	2.42	2.33	2.27	2.21
40	4.08	3.23	2.84	2.61	2.45	2.34	2.25	2.18	2.12
60	4.00	3.15	2.76	2.53	2.37	2.25	2.17	2.10	2.04
120	3.92	3.07	2.68	2.45	2.29	2.17	2.09	2.02	1.96
∞	3.84	3.00	2.60	2.37	2.21	2.10	2.01	1.94	1.88

A6 Critical Values of The F Distribution (Continued)

$f_{0.05}(v_1, v_2)$

v_2	v_1									
	10	12	15	20	24	30	40	60	120	∞
1	241.9	243.9	245.9	248.0	249.1	250.1	251.1	252.2	253.3	254.3
2	19.40	19.41	19.43	19.45	19.45	19.46	19.47	19.48	19.49	19.50
3	8.79	8.74	8.70	8.66	8.64	8.62	8.59	8.57	8.55	8.53
4	5.96	5.91	5.86	5.80	5.77	5.75	5.72	5.69	5.66	5.63
5	4.74	4.68	4.62	4.56	4.53	4.50	4.46	4.43	4.40	4.36
6	4.06	4.00	3.94	3.87	3.84	3.81	3.77	3.74	3.70	3.67
7	3.64	3.57	3.51	3.44	3.41	3.38	3.34	3.30	3.27	3.23
8	3.35	3.28	3.22	3.15	3.12	3.08	3.04	3.01	2.97	2.93
9	3.14	3.07	3.01	2.94	2.90	2.86	2.83	2.79	2.75	2.71
10	2.98	2.91	2.85	2.77	2.74	2.70	2.66	2.62	2.58	2.54
11	2.85	2.79	2.72	2.65	2.61	2.57	2.53	2.49	2.45	2.40
12	2.75	2.69	2.62	2.54	2.51	2.47	2.43	2.38	2.34	2.30
13	2.67	2.60	2.53	2.46	2.42	2.38	2.34	2.30	2.25	2.21
14	2.60	2.53	2.46	2.39	2.35	2.31	2.27	2.22	2.18	2.13
15	2.54	2.48	2.40	2.33	2.29	2.25	2.20	2.16	2.11	2.07
16	2.49	2.42	2.35	2.28	2.24	2.19	2.15	2.11	2.06	2.01
17	2.45	2.38	2.31	2.23	2.19	2.15	2.10	2.06	2.01	1.96
18	2.41	2.34	2.27	2.19	2.15	2.11	2.06	2.02	1.97	1.92
19	2.38	2.31	2.23	2.16	2.11	2.07	2.03	1.98	1.93	1.88
20	2.35	2.28	2.20	2.12	2.08	2.04	1.99	1.95	1.90	1.84
21	2.32	2.25	2.18	2.10	2.05	2.01	1.96	1.92	1.87	1.81
22	2.30	2.23	2.15	2.07	2.03	1.98	1.94	1.89	1.84	1.78
23	2.27	2.20	2.13	2.05	2.01	1.96	1.91	1.86	1.81	1.76
24	2.25	2.18	2.11	2.03	1.98	1.94	1.89	1.84	1.79	1.73
25	2.24	2.16	2.09	2.01	1.96	1.92	1.87	1.82	1.77	1.71
26	2.22	2.15	2.07	1.99	1.95	1.90	1.85	1.80	1.75	1.69
27	2.20	2.13	2.06	1.97	1.93	1.88	1.84	1.79	1.73	1.67
28	2.19	2.12	2.04	1.96	1.91	1.87	1.82	1.77	1.71	1.65
29	2.18	2.10	2.03	1.94	1.90	1.85	1.81	1.75	1.70	1.64
30	2.16	2.09	2.01	1.93	1.89	1.84	1.79	1.74	1.68	1.62
40	2.08	2.00	1.92	1.84	1.79	1.74	1.69	1.64	1.58	1.51
60	1.99	1.92	1.84	1.75	1.70	1.65	1.59	1.53	1.47	1.39
120	1.91	1.83	1.75	1.66	1.61	1.55	1.50	1.43	1.35	1.25
∞	1.83	1.75	1.67	1.57	1.52	1.46	1.39	1.32	1.22	1.00

A6 Critical Values of The F Distribution (Continued)

$$f_{0.01}(v_1, v_2)$$

v_2	v_1								
	1	2	3	4	5	6	7	8	9
1	4052	4999.5	5403	5625	5764	5859	5928	5981	6022
2	98.50	99.00	99.17	99.25	99.30	99.33	99.36	99.37	99.39
3	34.12	30.82	29.46	28.71	28.24	27.91	27.67	27.49	27.35
4	21.20	18.00	16.69	15.98	15.52	15.21	14.98	14.80	14.66
5	16.26	13.27	12.06	11.39	10.97	10.67	10.46	10.29	10.16
6	13.75	10.92	9.78	9.15	8.75	8.47	8.26	8.10	7.98
7	12.25	9.55	8.45	7.85	7.46	7.19	6.99	6.84	6.72
8	11.26	8.65	7.59	7.01	6.63	6.37	6.18	6.03	5.91
9	10.56	8.02	6.99	6.42	6.06	5.80	5.61	5.47	5.35
10	10.04	7.56	6.55	5.99	5.64	5.39	5.20	5.06	4.94
11	9.65	7.21	6.22	5.67	5.32	5.07	4.89	4.74	4.63
12	9.33	6.93	5.95	5.41	5.06	4.82	4.64	4.50	4.39
13	9.07	6.70	5.74	5.21	4.86	4.62	4.44	4.30	4.19
14	8.86	6.51	5.56	5.04	4.69	4.46	4.28	4.14	4.03
15	8.68	6.36	5.42	4.89	4.56	4.32	4.14	4.00	3.89
16	8.53	6.23	5.29	4.77	4.44	4.20	4.03	3.89	3.78
17	8.40	6.11	5.18	4.67	4.34	4.10	3.93	3.79	3.68
18	8.29	6.01	5.09	4.58	4.25	4.01	3.84	3.71	3.60
19	8.18	5.93	5.01	4.50	4.17	3.94	3.77	3.63	3.52
20	8.10	5.85	4.94	4.43	4.10	3.87	3.70	3.56	3.46
21	8.02	5.78	4.87	4.37	4.04	3.81	3.64	3.51	3.40
22	7.95	5.72	4.82	4.31	3.99	3.76	3.59	3.45	3.35
23	7.88	5.66	4.76	4.26	3.94	3.71	3.54	3.41	3.30
24	7.82	5.61	4.72	4.22	3.90	3.67	3.50	3.36	3.26
25	7.77	5.57	4.68	4.18	3.85	3.63	3.46	3.32	3.22
26	7.72	5.53	4.64	4.14	3.82	3.59	3.42	3.29	3.18
27	7.68	5.49	4.60	4.11	3.78	3.56	3.39	3.26	3.15
28	7.64	5.45	4.57	4.07	3.75	3.53	3.36	3.23	3.12
29	7.60	5.42	4.54	4.04	3.73	3.50	3.33	3.20	3.09
30	7.56	5.39	4.51	4.02	3.70	3.47	3.30	3.17	3.07
40	7.31	5.18	4.31	3.83	3.51	3.29	3.12	2.99	2.89
60	7.08	4.98	4.13	3.65	3.34	3.12	2.95	2.82	2.72
120	6.85	4.79	3.95	3.48	3.17	2.96	2.79	2.66	2.56
∞	6.63	4.61	3.78	3.32	3.02	2.80	2.64	2.51	2.41

A6 Critical Values of the F Distribution (Continued)

$$f_{0.01}(v_1, v_2)$$

v_2	v_1									
	10	12	15	20	24	30	40	60	120	∞
1	6056	6106	6157	6209	6235	6261	6287	6313	6339	6366
2	99.40	99.42	99.43	99.45	99.46	99.47	99.47	99.48	99.49	99.50
3	27.23	27.05	26.87	26.69	26.60	26.50	26.41	26.32	26.22	26.13
4	14.55	14.37	14.20	14.02	13.93	13.84	13.75	13.65	13.56	13.46
5	10.05	9.89	9.72	9.55	9.47	9.38	9.29	9.20	9.11	9.02
6	7.87	7.72	7.56	7.40	7.31	7.23	7.14	7.06	6.97	6.88
7	6.62	6.47	6.31	6.16	6.07	5.99	5.91	5.82	5.74	5.65
8	5.81	5.67	5.52	5.36	5.28	5.20	5.12	5.03	4.95	4.86
9	5.26	5.11	4.96	4.81	4.73	4.65	4.57	4.48	4.40	4.31
10	4.85	4.71	4.56	4.41	4.33	4.25	4.17	4.08	4.00	3.91
11	4.54	4.40	4.25	4.10	4.02	3.94	3.86	3.78	3.69	3.60
12	4.30	4.16	4.01	3.86	3.78	3.70	3.62	3.54	3.45	3.36
13	4.10	3.96	3.82	3.66	3.59	3.51	3.43	3.34	3.25	3.17
14	3.94	3.80	3.66	3.51	3.43	3.35	3.27	3.18	3.09	3.00
15	3.80	3.67	3.52	3.37	3.29	3.21	3.13	3.05	2.96	2.87
16	3.69	3.55	3.41	3.26	3.18	3.10	3.02	2.93	2.84	2.75
17	3.59	3.46	3.31	3.16	3.08	3.00	2.92	2.83	2.75	2.65
18	3.51	3.37	3.23	3.08	3.00	2.92	2.84	2.75	2.66	2.57
19	3.43	3.30	3.15	3.00	2.92	2.84	2.76	2.67	2.58	2.49
20	3.37	3.23	3.09	2.94	2.86	2.78	2.69	2.61	2.52	2.42
21	3.31	3.17	3.03	2.88	2.80	2.72	2.64	2.55	2.46	2.36
22	3.26	3.12	2.98	2.83	2.75	2.67	2.58	2.50	2.40	2.31
23	3.21	3.07	2.93	2.78	2.70	2.62	2.54	2.45	2.35	2.26
24	3.17	3.03	2.89	2.74	2.66	2.58	2.49	2.40	2.31	2.21
25	3.13	2.99	2.85	2.70	2.62	2.54	2.45	2.36	2.27	2.17
26	3.09	2.96	2.81	2.66	2.58	2.50	2.42	2.33	2.23	2.13
27	3.06	2.93	2.78	2.63	2.55	2.47	2.38	2.29	2.20	2.10
28	3.03	2.90	2.75	2.60	2.52	2.44	2.35	2.26	2.17	2.06
29	3.00	2.87	2.73	2.57	2.49	2.41	2.33	2.23	2.14	2.03
30	2.98	2.84	2.70	2.55	2.47	2.39	2.30	2.21	2.11	2.01
40	2.80	2.66	2.52	2.37	2.29	2.20	2.11	2.02	1.92	1.80
60	2.63	2.50	2.35	2.20	2.12	2.03	1.94	1.84	1.73	1.60
120	2.47	2.34	2.19	2.03	1.95	1.86	1.76	1.66	1.53	1.38
∞	2.32	2.18	2.04	1.88	1.79	1.70	1.59	1.47	1.32	1.00

A6 Critical Values of the F Distribution (Continued)

$f_{0.10}(v_1, v_2)$

$v_1 \backslash v_2$	1	2	3	4	5	6	7	8	9
1	39.864	49.500	53.593	55.833	57.241	58.204	58.906	59.439	59.858
2	8.5263	9.0000	9.1618	9.2434	9.2926	9.3255	9.3491	9.3668	9.3805
3	5.5383	5.4624	5.3908	5.3427	5.3092	5.2847	5.2662	5.2517	5.2400
4	4.5448	4.3246	4.1908	4.1073	4.0506	4.0098	3.9790	3.9549	3.9357
5	4.0604	3.7797	3.6195	3.5202	3.4530	3.4045	3.3679	3.3393	3.3163
6	3.7760	3.4633	3.2888	3.1808	3.1075	3.0546	3.0145	2.9830	2.9577
7	3.5894	3.2574	3.0741	2.9605	2.8833	2.8274	2.7849	2.7516	2.7247
8	3.4579	3.1131	2.9238	2.8064	2.7265	2.6683	2.6241	2.5893	2.5612
9	3.3603	3.0065	2.8129	2.6927	2.6106	2.5509	2.5053	2.4694	2.4403
10	3.2850	2.9245	2.7277	2.6053	2.5216	2.4606	2.4140	2.3772	2.3473
11	3.2252	2.8595	2.6602	2.5362	2.4512	2.3891	2.3416	2.3040	2.2735
12	3.1765	2.8068	2.6055	2.4801	2.3940	2.3310	2.2828	2.2446	2.2135
13	3.1362	2.7632	2.5603	2.4337	2.3467	2.2830	2.2341	2.1953	2.1638
14	3.1022	2.7265	2.5222	2.3947	2.3069	2.2426	2.1931	2.1539	2.1220
15	3.0732	2.6952	2.4898	2.3614	2.2730	2.2081	2.1582	2.1185	2.0862
16	3.0481	2.6682	2.4618	2.3327	2.2438	2.1783	2.1280	2.0880	2.0553
17	3.0262	2.6446	2.4374	2.3077	2.2183	2.1524	2.1017	2.0613	2.0284
18	3.0070	2.6239	2.4160	2.2858	2.1958	2.1296	2.0785	2.0379	2.0047
19	2.9899	2.6056	2.3970	2.2663	2.1760	2.1094	2.0580	2.0171	1.9836
20	2.9747	2.5893	2.3801	2.2489	2.1582	2.0913	2.0397	1.9985	1.9649
21	2.9609	2.5746	2.3649	2.2333	2.1423	2.0751	2.0232	1.9819	1.9480
22	2.9486	2.5613	2.3512	2.2193	2.1279	2.0605	2.0084	1.9668	1.9327
23	2.9374	2.5493	2.3387	2.2065	2.1149	2.0472	1.9949	1.9531	1.9189
24	2.9271	2.5383	2.3274	2.1949	2.1030	2.0351	1.9826	1.9407	1.9063
25	2.9177	2.5283	2.3170	2.1843	2.0922	2.0241	1.9714	1.9292	1.8947
26	2.9091	2.5191	2.3075	2.1745	2.0822	2.0139	1.9610	1.9188	1.8841
27	2.9012	2.5106	2.2987	2.1655	2.0730	2.0045	1.9515	1.9091	1.8743
28	2.8939	2.5028	2.2906	2.1571	2.0645	1.9959	1.9427	1.9001	1.8652
29	2.8871	2.4955	2.2831	2.1494	2.0566	1.9878	1.9345	1.8918	1.8560
30	2.8807	2.4887	2.2761	2.1422	2.0492	1.9803	1.9269	1.8841	1.8498
40	2.8354	2.4404	2.2261	2.0909	1.9968	1.9269	1.8725	1.8289	1.7929
60	2.7914	2.3932	2.1774	2.0410	1.9457	1.8747	1.8194	1.7748	1.7380
120	2.7478	2.3473	2.1300	1.9923	1.8959	1.8238	1.7675	1.7220	1.6843
∞	2.7055	2.3026	2.0838	1.9449	1.8473	1.7741	1.7167	1.6702	1.6315

A6 Critical Values of the F Distribution (Continued)

$f_{0.10}(v_1, v_2)$

$v_2 \backslash v_1$	10	12	15	20	24	30	40	60	120	∞
1	60.195	60.705	61.220	61.740	62.002	62.265	62.529	62.794	63.061	63.328
2	9.3916	9.4081	9.4247	9.4413	9.4496	9.4579	9.4663	9.4746	9.4829	9.4913
3	5.2304	5.2156	5.2003	5.1845	5.1764	5.1681	5.1597	5.1512	5.1425	5.1337
4	3.9199	3.8955	3.8689	3.8443	3.8310	3.8174	3.8036	3.7896	3.7753	3.7607
5	3.2974	3.2682	3.2380	3.2067	3.1905	3.1741	3.1573	3.1402	3.1228	3.1050
6	2.9369	2.9047	2.8712	2.8363	2.8183	2.8000	2.7812	2.7620	2.7423	2.7222
7	2.7025	2.6681	2.6322	2.5947	2.5753	2.5555	2.5351	2.5142	2.4928	2.4708
8	2.5380	2.5020	2.4642	2.4246	2.4041	2.3830	2.3614	2.3391	2.3162	2.2926
9	2.4163	2.3789	2.3396	2.2983	2.2768	2.2547	2.2320	2.2085	2.1843	2.1592
10	2.3226	2.2841	2.2435	2.2007	2.1784	2.1554	2.1317	2.1072	2.0818	2.0554
11	2.2482	2.2087	2.1671	2.1230	2.1000	2.0762	2.0516	2.0261	1.9997	1.9721
12	2.1878	2.1474	2.1049	2.0597	2.0360	2.0115	1.9861	1.9597	1.9323	1.9036
13	2.1376	2.0966	2.0532	2.0070	1.9827	1.9576	1.9315	1.9043	1.8759	1.8462
14	2.0954	2.0537	2.0095	1.9625	1.9377	1.9119	1.8852	1.8572	1.8280	1.7973
15	2.0593	2.0171	1.9722	1.9243	1.8990	1.8728	1.8454	1.8168	1.7867	1.7551
16	2.0281	1.9854	1.9399	1.8913	1.8656	1.8388	1.8108	1.7816	1.7507	1.7182
17	2.0009	1.9577	1.9117	1.8624	1.8362	1.8090	1.7805	1.7506	1.7191	1.6856
18	1.9770	1.9333	1.8868	1.8368	1.8103	1.7827	1.7537	1.7232	1.6910	1.6567
19	1.9557	1.9117	1.8647	1.8142	1.7873	1.7592	1.7298	1.6988	1.6659	1.6308
20	1.9367	1.8924	1.8449	1.7938	1.7667	1.7382	1.7083	1.6768	1.6433	1.6074
21	1.9197	1.8750	1.8272	1.7756	1.7481	1.7193	1.6890	1.6569	1.6228	1.5862
22	1.9043	1.8593	1.8111	1.7590	1.7312	1.7021	1.6714	1.6389	1.6042	1.5668
23	1.8903	1.8450	1.7964	1.7439	1.7159	1.6864	1.6554	1.6224	1.5871	1.5490
24	1.8775	1.8319	1.7831	1.7302	1.7019	1.6721	1.6407	1.6073	1.5715	1.5327
25	1.8658	1.8200	1.7708	1.7175	1.6890	1.6589	1.6272	1.5934	1.5570	1.5176
26	1.8550	1.8090	1.7596	1.7059	1.6771	1.6468	1.6147	1.5805	1.5437	1.5036
27	1.8451	1.7989	1.7492	1.6951	1.6662	1.6356	1.6032	1.5686	1.5313	1.4906
28	1.8359	1.7895	1.7395	1.6852	1.6560	1.6252	1.5925	1.5575	1.5198	1.4784
29	1.8274	1.7808	1.7306	1.6759	1.6465	1.6155	1.5825	1.5472	1.5090	1.4670
30	1.8195	1.7727	1.7223	1.6673	1.6377	1.6065	1.5732	1.5376	1.4989	1.4564
40	1.7627	1.7146	1.6624	1.6052	1.5741	1.5411	1.5056	1.4672	1.4248	1.3769
60	1.7070	1.6574	1.6034	1.5435	1.5107	1.4755	1.4373	1.3952	1.3476	1.2915
120	1.6524	1.6012	1.5450	1.4821	1.4472	1.4094	1.3676	1.3203	1.2646	1.1926
∞	1.5987	1.5458	1.4871	1.4206	1.3832	1.3419	1.2951	1.2400	1.1686	1.0000

A7 Critical Values for Cochran's Test ($\alpha = .01$)

k \ n	2	3	4	5	6	7	8	9	10	11	17	37	145	∞
2	0.9999	0.9950	0.9794	0.9586	0.9373	0.9172	0.8988	0.8823	0.8674	0.8539	0.7949	0.7067	0.6062	0.5000
3	0.9933	0.9423	0.8831	0.8335	0.7933	0.7606	0.7335	0.7107	0.6912	0.6743	0.6059	0.5153	0.4230	0.3333
4	0.9676	0.8643	0.7814	0.7212	0.6761	0.6410	0.6129	1.5897	0.5702	0.5536	0.4884	0.4057	0.3251	0.2500
5	0.9279	0.7885	0.6957	0.6329	0.5875	0.5531	0.5259	0.5037	0.4854	0.4697	0.4094	0.3351	0.2644	0.2000
6	0.8828	0.7218	0.6258	0.5635	0.5195	0.4866	0.4608	0.4401	0.4229	0.4084	0.3529	0.2858	0.2229	0.1667
7	0.8376	0.6644	0.5685	0.5080	0.4659	0.4347	0.4105	0.3911	0.3751	0.3616	0.3105	0.2494	0.1929	0.1429
8	0.7945	0.6152	0.5209	0.4627	0.4226	0.3932	0.3704	0.3522	0.3373	0.3248	0.2779	0.2214	0.1700	0.1250
9	0.7544	0.5727	0.4810	0.4251	0.3870	0.3592	0.3378	0.3207	0.3067	0.2950	0.2514	0.1992	0.1521	0.1111
10	0.7175	0.5358	0.4469	0.3934	0.3572	0.3308	0.3106	0.2945	0.2813	0.2704	0.2297	0.1811	0.1376	0.1000
12	0.6528	0.4751	0.3919	0.3428	0.3099	0.2861	0.2680	0.2535	0.2419	0.2320	0.1961	0.1535	0.1157	0.0833
15	0.5747	0.4069	0.3317	0.2882	0.2593	0.2386	0.2228	0.2104	0.2002	0.1918	0.1612	0.1251	0.0934	0.0667
20	0.4799	0.3297	0.2654	0.2288	0.2048	0.1877	0.1748	0.1646	0.1567	0.1501	0.1248	0.0960	0.0709	0.0500
24	0.4247	0.2871	0.2295	0.1970	0.1759	0.1608	0.1495	0.1406	0.1338	0.1283	0.1060	0.0810	0.0595	0.0417
30	0.3632	0.2412	0.1913	0.1635	0.1454	0.1327	0.1232	0.1157	0.1100	0.1054	0.0867	0.0658	0.0480	0.0333
40	0.2940	0.1915	0.1508	0.1281	0.1135	0.1033	0.0957	0.0898	0.0853	0.0816	0.0668	0.0503	0.0363	0.0250
60	0.2151	0.1371	0.1069	0.0902	0.0796	0.0722	0.0668	0.0625	0.0594	0.0567	0.0461	0.0344	0.0245	0.0167
120	0.1225	0.0759	0.0585	0.0489	0.0429	0.0387	0.0357	0.0334	0.0316	0.0302	0.0242	0.0178	0.0125	0.0083
∞	0	0	0	0	0	0	0	0	0	0	0	0	0	0

A7 Critical Values for Cochran's Test (Continued) ($\alpha = .05$)

k \ n	2	3	4	5	6	7	8	9	10	11	17	37	145	∞
2	0.9985	0.9750	0.9392	0.9057	0.8772	0.8534	0.8332	0.8159	0.8010	0.7880	0.7341	0.6602	0.5813	0.5000
3	0.9669	0.8709	0.7977	0.7457	0.7071	0.6771	0.6530	0.6333	0.6167	0.6025	0.5466	0.4748	0.4031	0.3333
4	0.9065	0.7679	0.6841	0.6287	0.5895	0.5598	0.5365	0.5175	0.5017	0.4884	0.4366	0.3720	0.3093	0.2500
5	0.8412	0.6838	0.5981	0.5441	0.5065	0.4783	0.4564	0.4387	0.4241	0.4118	0.3645	0.3066	0.2513	0.2000
6	0.7808	0.6161	0.5321	0.4803	0.4447	0.4184	0.3980	0.3817	0.3682	0.3568	0.3135	0.2612	0.2119	0.1667
7	0.7271	0.5612	0.4800	0.4307	0.3974	0.3726	0.3535	0.3384	0.3259	0.3154	0.2756	0.2278	0.1833	0.1429
8	0.6798	0.5157	0.4377	0.3910	0.3595	0.3362	0.3185	0.3043	0.2916	0.2829	0.2462	0.2028	0.1616	0.1250
9	0.6385	0.4775	0.4027	0.3584	0.3286	0.3067	0.2901	0.2768	0.2659	0.2568	0.2226	0.1820	0.1446	0.1111
10	0.6020	0.4450	0.3733	0.3311	0.3029	0.2823	0.2666	0.2541	0.2439	0.2353	0.2032	0.1655	0.1308	0.1000
12	0.5410	0.3924	0.3264	0.2880	0.2624	0.2439	0.2299	0.2187	0.2098	0.2020	0.1737	0.1403	0.1100	0.0833
15	0.4709	0.3346	0.2758	0.2419	0.2195	0.2034	0.1911	0.1815	0.1736	0.1671	0.1429	0.1144	0.0889	0.0667
20	0.3894	0.2705	0.2205	0.1921	0.1735	0.1602	0.1501	0.1422	0.1357	0.1303	0.1108	0.0879	0.0675	0.0500
24	0.3434	0.2354	0.1907	0.1656	0.1493	0.1374	0.1286	0.1216	0.1160	0.1113	0.0942	0.0743	0.0567	0.0417
30	0.2929	0.1980	0.1593	0.1377	0.1237	0.1137	0.1061	0.1002	0.0958	0.0921	0.0771	0.0604	0.0457	0.0333
40	0.2370	0.1576	0.1259	0.1082	0.0968	0.0887	0.0827	0.0780	0.0745	0.0713	0.0595	0.0462	0.0347	0.0250
60	0.1737	0.1131	0.0895	0.0765	0.0682	0.0623	0.0583	0.0552	0.0520	0.0497	0.0411	0.0316	0.0234	0.0167
120	0.0998	0.0632	0.0495	0.0419	0.0371	0.0337	0.0312	0.0292	0.0279	0.0266	0.0218	0.0165	0.0120	0.0083
∞	0	0	0	0	0	0	0	0	0	0	0	0	0	0

A8 Critical Values for Hartley's Test

Entry is $h(1 - \alpha; r, n)$ where $P\{H \leq h(1 - \alpha; r, n)\} = 1 - \alpha$

$$1 - \alpha = .95$$

n	r										
	2	3	4	5	6	7	8	9	10	11	12
3	39.0	87.5	142	202	266	333	403	475	550	626	704
4	15.4	27.8	39.2	50.7	62.0	72.9	83.5	93.9	104	114	124
5	9.60	15.5	20.6	25.2	29.5	33.6	37.5	41.1	44.6	48.0	51.4
6	7.15	10.8	13.7	16.3	18.7	20.8	22.9	24.7	26.5	28.2	29.9
7	5.82	8.38	10.4	12.1	13.7	15.0	16.3	17.5	18.6	19.7	20.7
8	4.99	6.94	8.44	9.70	10.8	11.8	12.7	13.5	14.3	15.1	15.8
9	4.43	6.00	7.18	8.12	9.03	9.78	10.5	11.1	11.7	12.2	12.7
10	4.03	5.34	6.31	7.11	7.80	8.41	8.95	9.45	9.91	10.3	10.7
11	3.72	4.85	5.67	6.34	6.92	7.42	7.87	8.28	8.66	9.01	9.34
13	3.28	4.16	4.79	5.30	5.72	6.09	6.42	6.72	7.00	7.25	7.48
16	2.86	3.54	4.01	4.37	4.68	4.95	5.19	5.40	5.59	5.77	5.93
21	2.46	2.95	3.29	3.54	3.76	3.94	4.10	4.24	4.37	4.49	4.59
31	2.07	2.40	2.61	2.78	2.91	3.02	3.12	3.21	3.29	3.36	3.39
61	1.67	1.85	1.96	2.04	2.11	2.17	2.22	2.26	2.30	2.33	2.36
α	1.00	1.00	1.00	1.00	1.00	1.00	1.00	1.00	1.00	1.00	1.00

$$1 - \alpha = .99$$

n	r										
	2	3	4	5	6	7	8	9	10	11	12
3	199	448	729	1,036	1,362	1,705	2,063	2,432	2,813	3,204	3,605
4	47.5	85	120	151	184	216	249	281	310	337	361
5	23.2	37	49	59	69	79	89	97	106	113	120
6	14.9	22	28	33	38	42	46	50	54	57	60
7	11.1	15.5	19.1	22	25	27	30	32	34	36	37
8	8.89	12.1	14.5	16.5	18.4	20	22	23	24	26	27
9	7.50	9.9	11.7	13.2	14.5	15.8	16.9	17.9	18.9	19.8	21
10	6.54	8.5	9.9	11.1	12.1	13.1	13.9	14.7	15.3	16.0	16.6
11	5.85	7.4	8.6	9.6	10.4	11.1	11.8	12.4	12.9	13.4	13.9
13	4.91	6.1	6.9	7.6	8.2	8.7	9.1	9.5	9.9	10.2	10.6
16	4.07	4.9	5.5	6.0	6.4	6.7	7.1	7.3	7.5	7.8	8.0
21	3.32	3.8	4.3	4.6	4.9	5.1	5.3	5.5	5.6	5.8	5.9
31	2.63	3.0	3.3	3.4	3.6	3.7	3.8	3.9	4.0	4.1	4.2
61	1.96	2.2	2.3	2.4	2.4	2.5	2.5	2.6	2.6	2.7	2.7
α	1.00	1.0	1.0	1.0	1.0	1.0	1.0	1.0	1.0	1.0	1.0

A9 Least Significant Studentized Ranges r ,
 $\alpha = 0.05$

v	p									
	2	3	4	5	6	7	8	9	10	
1	17.97	17.97	17.97	17.97	17.97	17.97	17.97	17.97	17.97	17.97
2	6.085	6.085	6.085	6.085	6.085	6.085	6.085	6.085	6.085	6.085
3	4.501	4.516	4.516	4.516	4.516	4.516	4.516	4.516	4.516	4.516
4	3.927	4.013	4.033	4.033	4.033	4.033	4.033	4.033	4.033	4.033
5	3.635	3.749	3.797	3.814	3.814	3.814	3.814	3.814	3.814	3.814
6	3.461	3.587	3.649	3.680	3.694	3.697	3.697	3.697	3.697	3.697
7	3.344	3.477	3.548	3.588	3.611	3.622	3.626	3.626	3.626	3.626
8	3.261	3.399	3.475	3.521	3.549	3.566	3.575	3.579	3.579	3.579
9	3.199	3.339	3.420	3.470	3.502	3.523	3.536	3.544	3.547	3.547
10	3.151	3.293	3.376	3.430	3.465	3.489	3.505	3.516	3.522	3.522
11	3.113	3.256	3.342	3.397	3.435	3.462	3.480	3.493	3.501	3.501
12	3.082	3.225	3.313	3.370	3.410	3.439	3.459	3.474	3.484	3.484
13	3.055	3.200	3.289	3.348	3.389	3.419	3.442	3.458	3.470	3.470
14	3.033	3.178	3.268	3.329	3.372	3.403	3.426	3.444	3.457	3.457
15	3.014	3.160	3.250	3.312	3.356	3.389	3.413	3.432	3.446	3.446
16	2.998	3.144	3.235	3.298	3.343	3.376	3.402	3.422	3.437	3.437
17	2.984	3.130	3.222	3.285	3.331	3.366	3.392	3.412	3.429	3.429
18	2.971	3.118	3.210	3.274	3.321	3.356	3.383	3.405	3.421	3.421
19	2.960	3.107	3.199	3.264	3.311	3.347	3.375	3.397	2.415	2.415
20	2.950	3.097	3.190	3.255	3.303	3.339	3.368	3.391	3.409	3.409
24	2.919	3.066	3.160	3.226	3.276	3.315	3.345	3.370	3.390	3.390
30	2.888	3.035	3.131	3.199	3.250	3.290	3.322	3.349	3.371	3.371
40	2.858	3.006	3.102	3.171	3.224	3.266	3.300	3.328	3.352	3.352
60	2.829	2.976	3.073	3.143	3.198	3.241	3.277	3.307	3.333	3.333
120	2.800	2.947	3.045	3.116	3.172	3.217	3.254	3.287	3.314	3.314
∞	2.772	2.918	3.017	3.089	3.146	3.193	3.232	3.265	3.294	3.294

A9 Least Significant Studentized Ranges r , (Continued)
 $\alpha = 0.01$

v	p									
	2	3	4	5	6	7	8	9	10	
1	90.03	90.03	90.03	90.03	90.03	90.03	90.03	90.03	90.03	90.03
2	14.04	14.04	14.04	14.04	14.04	14.04	14.04	14.04	14.04	14.04
3	8.261	8.321	8.321	8.321	8.321	8.321	8.321	8.321	8.321	8.321
4	6.512	6.677	6.740	6.756	6.756	6.756	6.756	6.756	6.756	6.756
5	5.702	5.893	5.989	6.040	6.065	6.074	6.074	6.074	6.074	6.074
6	5.243	5.439	5.549	5.614	5.655	5.680	5.694	5.701	5.703	5.703
7	4.949	5.145	5.260	5.334	5.383	5.416	5.439	5.454	5.464	5.464
8	4.746	4.939	5.057	5.135	5.189	5.227	5.256	5.276	5.291	5.291
9	4.596	4.787	4.906	4.986	5.043	5.086	5.118	5.142	5.160	5.160
10	4.482	4.671	4.790	4.871	4.931	4.975	5.010	5.037	5.058	5.058
11	4.392	4.579	4.697	4.780	4.841	4.887	4.924	4.952	4.975	4.975
12	4.320	4.504	4.622	4.706	4.767	4.815	4.852	4.883	4.907	4.907
13	4.260	4.442	4.560	4.644	4.706	4.755	4.793	4.824	4.850	4.850
14	4.210	4.391	4.508	4.591	4.654	4.704	4.743	4.775	4.802	4.802
15	4.168	4.347	4.463	4.547	4.610	4.660	4.700	4.733	4.760	4.760
16	4.131	4.309	4.425	4.509	4.572	4.622	4.663	4.696	4.724	4.724
17	4.099	4.275	4.391	4.475	4.539	4.589	4.630	4.664	4.693	4.693
18	4.071	4.246	4.362	4.445	4.509	4.560	4.601	4.635	4.664	4.664
19	4.046	4.220	4.335	4.419	4.483	4.534	4.575	4.610	4.639	4.639
20	4.024	4.197	4.312	4.395	4.459	4.510	4.552	4.587	4.617	4.617
24	3.956	4.126	4.239	4.322	4.386	4.437	4.480	4.516	4.546	4.546
30	3.889	4.056	4.168	4.250	4.314	4.366	4.409	4.445	4.477	4.477
40	3.825	3.988	4.098	4.180	4.244	4.296	4.339	4.376	4.408	4.408
60	3.762	3.922	4.031	4.111	4.174	4.226	4.270	4.307	4.340	4.340
120	3.702	3.858	3.965	4.044	4.107	4.158	4.202	4.239	4.272	4.272
∞	3.643	3.796	3.900	3.978	4.040	4.091	4.135	4.172	4.205	4.205

A10 Values of $\frac{1}{2} \log_e \frac{1+r}{1-r}$ for given values of r

r	0.000	0.001	0.002	0.003	0.004	0.005	0.006	0.007	0.008	0.009
0.000	0.0000	0.0010	0.0020	0.0030	0.0040	0.0050	0.0060	0.0070	0.0080	0.0090
0.010	0.0100	0.0110	0.0120	0.0130	0.0140	0.0150	0.0160	0.0170	0.0180	0.0190
0.020	0.0200	0.0210	0.0220	0.0230	0.0240	0.0250	0.0260	0.0270	0.0280	0.0290
0.030	0.0300	0.0310	0.0320	0.0330	0.0340	0.0350	0.0360	0.0370	0.0380	0.0390
0.040	0.0400	0.0410	0.0420	0.0430	0.0440	0.0450	0.0460	0.0470	0.0480	0.0490
0.050	0.0501	0.0511	0.0521	0.0531	0.0541	0.0551	0.0561	0.0571	0.0581	0.0591
0.060	0.0601	0.0611	0.0621	0.0631	0.0641	0.0651	0.0661	0.0671	0.0681	0.0691
0.070	0.0701	0.0711	0.0721	0.0731	0.0741	0.0751	0.0761	0.0771	0.0782	0.0792
0.080	0.0802	0.0812	0.0822	0.0832	0.0842	0.0852	0.0862	0.0872	0.0882	0.0892
0.090	0.0902	0.0912	0.0922	0.0933	0.0943	0.0953	0.0963	0.0973	0.0983	0.0993
0.100	0.1003	0.1013	0.1024	0.1034	0.1044	0.1054	0.1064	0.1074	0.1084	0.1094
0.110	0.1105	0.1115	0.1125	0.1135	0.1145	0.1155	0.1165	0.1175	0.1185	0.1195
0.120	0.1206	0.1216	0.1226	0.1236	0.1246	0.1257	0.1267	0.1277	0.1287	0.1297
0.130	0.1308	0.1318	0.1328	0.1338	0.1348	0.1358	0.1368	0.1379	0.1389	0.1399
0.140	0.1409	0.1419	0.1430	0.1440	0.1450	0.1460	0.1470	0.1481	0.1491	0.1501
0.150	0.1511	0.1522	0.1532	0.1542	0.1552	0.1563	0.1573	0.1583	0.1593	0.1604
0.160	0.1614	0.1624	0.1634	0.1644	0.1655	0.1665	0.1676	0.1686	0.1696	0.1706
0.170	0.1717	0.1727	0.1737	0.1748	0.1758	0.1768	0.1779	0.1789	0.1799	0.1810
0.180	0.1820	0.1830	0.1841	0.1851	0.1861	0.1872	0.1882	0.1892	0.1903	0.1913
0.190	0.1923	0.1934	0.1944	0.1954	0.1965	0.1975	0.1986	0.1996	0.2007	0.2017
0.200	0.2027	0.2038	0.2048	0.2059	0.2069	0.2079	0.2090	0.2100	0.2111	0.2121
0.210	0.2132	0.2142	0.2153	0.2163	0.2174	0.2184	0.2194	0.2205	0.2215	0.2226
0.220	0.2237	0.2247	0.2258	0.2268	0.2279	0.2289	0.2300	0.2310	0.2321	0.2331
0.230	0.2342	0.2353	0.2363	0.2374	0.2384	0.2395	0.2405	0.2416	0.2427	0.2437
0.240	0.2448	0.2458	0.2469	0.2480	0.2490	0.2501	0.2511	0.2522	0.2533	0.2543
0.250	0.2554	0.2565	0.2575	0.2586	0.2597	0.2608	0.2618	0.2629	0.2640	0.2650
0.260	0.2661	0.2672	0.2682	0.2693	0.2704	0.2715	0.2726	0.2736	0.2747	0.2758
0.270	0.2769	0.2779	0.2790	0.2801	0.2812	0.2823	0.2833	0.2844	0.2855	0.2866
0.280	0.2877	0.2888	0.2898	0.2909	0.2920	0.2931	0.2942	0.2953	0.2964	0.2975
0.290	0.2986	0.2997	0.3008	0.3019	0.3029	0.3040	0.3051	0.3062	0.3073	0.3084
0.300	0.3095	0.3106	0.3117	0.3128	0.3139	0.3150	0.3161	0.3172	0.3183	0.3195
0.310	0.3206	0.3217	0.3228	0.3239	0.3250	0.3261	0.3272	0.3283	0.3294	0.3305
0.320	0.3317	0.3328	0.3339	0.3350	0.3361	0.3372	0.3384	0.3395	0.3406	0.3417
0.330	0.3428	0.3439	0.3451	0.3462	0.3473	0.3484	0.3496	0.3507	0.3518	0.3530
0.340	0.3541	0.3552	0.3564	0.3575	0.3586	0.3597	0.3609	0.3620	0.3632	0.3643
0.350	0.3654	0.3666	0.3677	0.3689	0.3700	0.3712	0.3723	0.3734	0.3746	0.3757
0.360	0.3769	0.3780	0.3792	0.3803	0.3815	0.3826	0.3838	0.3850	0.3861	0.3873
0.370	0.3884	0.3896	0.3907	0.3919	0.3931	0.3942	0.3954	0.3966	0.3977	0.3989
0.380	0.4001	0.4012	0.4024	0.4036	0.4047	0.4059	0.4071	0.4083	0.4094	0.4106
0.390	0.4118	0.4230	0.4142	0.4153	0.4165	0.4177	0.4189	0.4201	0.4213	0.4225
0.400	0.4236	0.4248	0.4260	0.4272	0.4284	0.4296	0.4308	0.4320	0.4332	0.4344
0.410	0.4356	0.4368	0.4380	0.4392	0.4404	0.4416	0.4429	0.4441	0.4453	0.4465
0.420	0.4477	0.4489	0.4501	0.4513	0.4526	0.4538	0.4550	0.4562	0.4574	0.4587
0.430	0.4599	0.4611	0.4623	0.4636	0.4648	0.4660	0.4673	0.4685	0.4697	0.4710
0.440	0.4722	0.4735	0.4747	0.4760	0.4772	0.4784	0.4797	0.4809	0.4822	0.4835
0.450	0.4847	0.4860	0.4872	0.4885	0.4897	0.4910	0.4923	0.4935	0.4948	0.4061
0.460	0.4973	0.4986	0.4999	0.5011	0.5024	0.5037	0.5049	0.5062	0.5075	0.5088
0.470	0.5101	0.5114	0.5126	0.5139	0.5152	0.5165	0.5178	0.5191	0.5204	0.5217
0.480	0.5230	0.5243	0.5256	0.5279	0.5282	0.5295	0.5308	0.5321	0.5334	0.5347
0.490	0.5361	0.5374	0.5387	0.5400	0.5413	0.5427	0.5440	0.5453	0.5466	0.5480

A10 Values of $\frac{1}{2} \log. \frac{1+r}{1-r}$ for given values of r (continued)

r	0.000	0.001	0.002	0.003	0.004	0.005	0.006	0.007	0.008	0.009
0.500	0.5493	0.5506	0.5520	0.5533	0.5547	0.5560	0.5573	0.5587	0.5600	0.5614
0.510	0.5627	0.5641	0.5654	0.5668	0.5681	0.5695	0.5709	0.5722	0.5736	0.5750
0.520	0.5763	0.5777	0.5791	0.5805	0.5818	0.5832	0.5846	0.5860	0.5874	0.5888
0.530	0.5901	0.5915	0.5929	0.5943	0.5957	0.5971	0.5985	0.5999	0.6013	0.6027
0.540	0.6042	0.6056	0.6070	0.6084	0.6098	0.6112	0.6127	0.6141	0.6155	0.6170
0.550	0.6184	0.6198	0.6213	0.6227	0.6241	0.6256	0.6270	0.6285	0.6299	0.6314
0.560	0.6328	0.6343	0.6358	0.6372	0.6387	0.6401	0.6416	0.6431	0.6446	0.6460
0.570	0.6475	0.6490	0.6505	0.6520	0.6535	0.6550	0.6565	0.6579	0.6594	0.6610
0.580	0.6625	0.6640	0.6655	0.6670	0.6685	0.6700	0.6715	0.6731	0.6746	0.6761
0.590	0.6777	0.6792	0.6807	0.6823	0.6838	0.6854	0.6869	0.6885	0.6900	0.6916
0.600	0.6931	0.6947	0.6963	0.6978	0.6994	0.7010	0.7026	0.7042	0.7057	0.7073
0.610	0.7089	0.7105	0.7121	0.7137	0.7153	0.7169	0.7185	0.7201	0.7218	0.7234
0.620	0.7250	0.7266	0.7283	0.7299	0.7315	0.7332	0.7348	0.7364	0.7381	0.7398
0.630	0.7414	0.7431	0.7447	0.7464	0.7481	0.7497	0.7514	0.7531	0.7548	0.7565
0.640	0.7582	0.7599	0.7616	0.7633	0.7650	0.7667	0.7684	0.7701	0.7718	0.7736
0.650	0.7753	0.7770	0.7788	0.7805	0.7823	0.7840	0.7858	0.7875	0.7893	0.7910
0.660	0.7928	0.7946	0.7964	0.7981	0.7999	0.8017	0.8035	0.8053	0.8071	0.8089
0.670	0.8107	0.8126	0.8144	0.8162	0.8180	0.8199	0.8217	0.8236	0.8254	0.8273
0.680	0.8291	0.8310	0.8328	0.8347	0.8366	0.8385	0.8404	0.8423	0.8442	0.8461
0.690	0.8480	0.8499	0.8518	0.8537	0.8556	0.8576	0.8595	0.8614	0.8634	0.8653
0.700	0.8673	0.8693	0.8712	0.8732	0.8752	0.8772	0.8792	0.8812	0.8832	0.8852
0.710	0.8872	0.8892	0.8912	0.8933	0.8953	0.8973	0.8994	0.9014	0.9035	0.9056
0.720	0.9076	0.9097	0.9118	0.9139	0.9160	0.9181	0.9202	0.9223	0.9245	0.9266
0.730	0.9287	0.9309	0.9330	0.9352	0.9373	0.9395	0.9417	0.9439	0.9461	0.9483
0.740	0.9505	0.9527	0.9549	0.9571	0.9594	0.9616	0.9639	0.9661	0.9684	0.9707
0.750	0.9730	0.9752	0.9775	0.9799	0.9822	0.9845	0.9868	0.9892	0.9915	0.9939
0.760	0.9962	0.9986	1.0010	1.0034	1.0058	1.0082	1.0106	1.0130	1.0154	1.0179
0.770	1.0203	1.0228	1.0253	1.0277	1.0302	1.0327	1.0352	1.0378	1.0403	1.0428
0.780	1.0454	1.0479	1.0505	1.0531	1.0557	1.0583	1.0609	1.0635	1.0661	1.0688
0.790	1.0714	1.0741	1.0768	1.0795	1.0822	1.0849	1.0876	1.0903	1.0931	1.0958
0.800	1.0986	1.1014	1.1041	1.1070	1.1098	1.1127	1.1155	1.1184	1.1212	1.1241
0.810	1.1270	1.1299	1.1329	1.1358	1.1388	1.1417	1.1447	1.1477	1.1507	1.1538
0.820	1.1568	1.1599	1.1630	1.1660	1.1692	1.1723	1.1754	1.1786	1.1817	1.1849
0.830	1.1870	1.1913	1.1946	1.1979	1.2011	1.2044	1.2077	1.2111	1.2144	1.2178
0.840	1.2212	1.2246	1.2280	1.2315	1.2349	1.2384	1.2419	1.2454	1.2490	1.2526
0.850	1.2561	1.2598	1.2634	1.2670	1.2708	1.2744	1.2782	1.2819	1.2857	1.2895
0.860	1.2934	1.2972	1.3011	1.3050	1.3089	1.3129	1.3168	1.3209	1.3249	1.3290
0.870	1.3331	1.3372	1.3414	1.3456	1.3498	1.3540	1.3583	1.3626	1.3670	1.3714
0.880	1.3758	1.3802	1.3847	1.3892	1.3938	1.3984	1.4030	1.4077	1.4124	1.4171
0.890	1.4219	1.4268	1.4316	1.4366	1.4415	1.4465	1.4516	1.4566	1.4618	1.4670
0.900	1.4722	1.4775	1.4828	1.4883	1.4937	1.4992	1.5047	1.5103	1.5160	1.5217
0.910	1.5275	1.5334	1.5393	1.5453	1.5513	1.5574	1.5636	1.5698	1.5762	1.5825
0.920	1.5890	1.5956	1.6022	1.6089	1.6157	1.6226	1.6296	1.6366	1.6438	1.6510
0.930	1.6584	1.6659	1.6734	1.6811	1.6888	1.6967	1.7047	1.7129	1.7211	1.7295
0.940	1.7380	1.7467	1.7555	1.7645	1.7736	1.7828	1.7923	1.8019	1.8117	1.8216
0.950	1.8318	1.8421	1.8527	1.8635	1.8745	1.8857	1.8972	1.9090	1.9210	1.9333
0.960	1.9459	1.9588	1.9721	1.9857	1.9996	2.0140	2.0287	2.0439	2.0595	2.0756
0.970	2.0923	2.1095	2.1273	2.1457	2.1649	2.1847	2.2054	2.2269	2.2494	2.2729
0.980	2.2976	2.3223	2.3507	2.3796	2.4101	2.4426	2.4774	2.5147	2.5550	2.5988
0.990	2.6467	2.6996	2.7587	2.8257	2.9031	2.9945	3.1063	3.2504	3.4534	3.8002

0.9999 4.95172
0.99999 6.10303

Note: To obtain $\log. \frac{(1+r)}{(1-r)}$ when r is negative, use the negative of the value corresponding to the absolute value of r; e.g., if r = -0.242, $\frac{1}{2} \log. \frac{1+0.242}{1-0.242} = -0.2469$

All (Continued)

7			8			9			10		
<i>x</i>	<i>P</i>	<i>x</i> *	<i>x</i>	<i>P</i>	<i>x</i> *	<i>x</i>	<i>P</i>	<i>x</i> *	<i>x</i>	<i>P</i>	<i>x</i> *
22	.133	11	24	.139	12	27	.105	12	29	.108	13
23	.092	10	25	.097	11	28	.073	11	30	.080	12
24	.058	9	26	.067	10	29	.050	10	31	.056	11
25	.033	8	27	.042	9	30	.032	9	32	.038	10
26	.017	7	28	.024	8	31	.018	8	33	.024	9
27	.008	6	29	.012	7	32	.009	7	34	.014	8
28	0	5	30	.006	6				35	.007	7
			31	0	5						

SMALLER SAMPLE SIZE = 4

4			LARGER SAMPLE SIZE			7		
<i>x</i>	<i>P</i>	<i>x</i> *	5	6	7	<i>x</i>	<i>P</i>	<i>x</i> *
22	.171	14	25	.143	15	28	.129	16
23	.100	13	26	.095	14	29	.086	15
24	.057	12	27	.056	13	30	.057	14
25	.029	11	28	.032	12	31	.033	13
26	.014	10	29	.016	11	32	.019	12
27	0	9	30	.008	10	33	.010	11
			31	0	9			

8			9			10		
<i>x</i>	<i>P</i>	<i>x</i> *	<i>x</i>	<i>P</i>	<i>x</i> *	<i>x</i>	<i>P</i>	<i>x</i> *
34	.107	18	36	.130	20	39	.120	21
35	.077	17	37	.099	19	40	.094	20
36	.055	16	38	.074	18	41	.071	19
37	.036	15	39	.053	17	42	.053	18
38	.024	14	40	.038	16	43	.038	17
39	.014	13	41	.025	15	44	.027	16
40	.008	12	42	.017	14	45	.018	15
			43	.010	13	46	.012	14
						47	.007	13

A11 (Continued)

SMALLER SAMPLE SIZE = 5											
LARGER SAMPLE SIZE:											
5			6			7			8		
<i>x</i>	<i>P</i>	<i>x*</i>	<i>x</i>	<i>P</i>	<i>x*</i>	<i>x</i>	<i>P</i>	<i>x*</i>	<i>x</i>	<i>P</i>	<i>x*</i>
34	.111	21	37	.123	23	41	.101	24	44	.111	26
35	.075	20	38	.089	22	42	.074	23	45	.085	25
36	.048	19	39	.063	21	43	.053	22	46	.064	24
37	.028	18	40	.041	20	44	.037	21	47	.047	23
38	.016	17	41	.026	19	45	.024	20	48	.033	22
39	.008	16	42	.015	18	46	.015	19	49	.023	21
			43	.009	17	47	.009	18	50	.015	20
									51	.009	19
9			10								
<i>x</i>	<i>P</i>	<i>x*</i>	<i>x</i>	<i>P</i>	<i>x*</i>						
47	.120	28	51	.103	29						
48	.095	27	52	.082	28						
49	.073	26	53	.065	27						
50	.056	25	54	.050	26						
51	.041	24	55	.038	25						
52	.030	23	56	.028	24						
53	.021	22	57	.020	23						
54	.014	21	58	.014	22						
55	.009	20	59	.010	21						

SMALLER SAMPLE SIZE = 6											
LARGER SAMPLE SIZE:											
6			7			8			9		
<i>x</i>	<i>P</i>	<i>x*</i>	<i>x</i>	<i>P</i>	<i>x*</i>	<i>x</i>	<i>P</i>	<i>x*</i>	<i>x</i>	<i>P</i>	<i>x*</i>
47	.120	31	51	.117	33	55	.114	35	59	.112	37
48	.090	30	52	.090	32	56	.091	34	60	.091	36
49	.066	29	53	.069	31	57	.071	33	61	.072	35
50	.047	28	54	.051	30	58	.054	32	62	.057	34
51	.032	27	55	.037	29	59	.041	31	63	.044	33
52	.021	26	56	.026	28	60	.030	30	64	.033	32
53	.013	25	57	.017	27	61	.021	29	65	.025	31
54	.008	24	58	.011	26	62	.015	28	66	.018	30
			59	.007	25	63	.010	27	67	.013	29
									68	.009	28

A II (Continued)

SMALLER SAMPLE SIZE = 6		
LARGER SAMPLE SIZE		
10		
<i>x</i>	<i>P</i>	<i>x*</i>
63	.110	39
64	.090	38
65	.074	37
66	.059	36
67	.047	35
68	.036	34
69	.028	33
70	.021	32
71	.016	31
72	.011	30
73	.008	29

SMALLER SAMPLE SIZE = 7											
LARGER SAMPLE SIZE											
7			8			9			10		
<i>x</i>	<i>P</i>	<i>x*</i>	<i>x</i>	<i>P</i>	<i>x*</i>	<i>x</i>	<i>P</i>	<i>x*</i>	<i>x</i>	<i>P</i>	<i>x*</i>
63	.104	42	67	.116	45	72	.105	47	76	.115	50
64	.082	41	68	.095	44	73	.087	46	77	.097	49
65	.064	40	69	.076	43	74	.071	45	78	.081	48
66	.049	39	70	.060	42	75	.057	44	79	.067	47
67	.036	38	71	.047	41	76	.045	43	80	.054	46
68	.027	37	72	.036	40	77	.036	42	81	.044	45
69	.019	36	73	.027	39	78	.027	41	82	.035	44
70	.013	35	74	.020	38	79	.021	40	83	.028	43
71	.009	34	75	.014	37	80	.016	39	84	.022	42
			76	.010	36	81	.011	38	85	.017	41
						82	.008	37	86	.012	40
									87	.009	39

A11 (Continued)

SMALLER SAMPLE SIZE = 8								
LARGER SAMPLE SIZE								
8			9			10		
<i>x</i>	<i>P</i>	<i>x*</i>	<i>x</i>	<i>P</i>	<i>x*</i>	<i>x</i>	<i>P</i>	<i>x*</i>
80	.117	56	86	.100	58	91	.102	61
81	.097	55	87	.084	57	92	.086	60
82	.080	54	86	.069	56	93	.073	59
83	.065	53	89	.057	55	94	.061	58
84	.052	52	90	.046	54	95	.051	57
85	.041	51	91	.037	53	96	.042	56
86	.032	50	92	.030	52	97	.034	55
87	.025	49	93	.023	51	98	.027	54
88	.019	48	94	.018	50	99	.022	53
89	.014	47	95	.014	49	100	.017	52
90	.010	46	96	.010	48	101	.013	51
						102	.010	50

SMALLER SAMPLE SIZE = 9					
LARGER SAMPLE SIZE					
9			10		
<i>x</i>	<i>P</i>	<i>x*</i>	<i>x</i>	<i>P</i>	<i>x*</i>
100	.111	71	106	.106	74
101	.095	70	107	.091	73
102	.081	69	108	.078	72
103	.068	68	109	.067	71
104	.057	67	110	.056	70
105	.047	66	111	.047	69
106	.039	65	112	.039	68
107	.031	64	113	.033	67
108	.025	63	114	.027	66
109	.020	62	115	.022	65
110	.016	61	116	.017	64
111	.012	60	117	.014	63
112	.009	59	118	.011	62
			119	.009	61

SMALLER SAMPLE SIZE = 10		
LARGER SAMPLE SIZE		
10		
<i>x</i>	<i>P</i>	<i>x*</i>
122	.109	88
123	.095	87
124	.083	86
125	.072	85
126	.062	84
127	.053	83
128	.045	82
129	.038	81
130	.032	80
131	.026	79
132	.022	78
133	.018	77
134	.014	76
135	.012	75
136	.009	74

All
 SELECTED TAIL **PROBABILITIES FOR THE NULL DISTRIBUTION OF
 WILCOXON'S SIGNED-RANK STATISTIC**

$$P = P\{T^+ > x\} = P\{T^+ < x^*\}$$

<i>n</i> = 3			<i>n</i> = 4			<i>n</i> = 5			<i>n</i> = 6		
<i>x</i>	<i>P</i>	<i>x</i> [*]	<i>x</i>	<i>P</i>	<i>x</i> [*]	<i>x</i>	<i>P</i>	<i>x</i> [*]	<i>x</i>	<i>P</i>	<i>x</i> [*]
5	.250	1	8	.188	2	12	.156	3	17	.109	4
6	.125	0	9	.125	1	13	.094	2	18	.078	3
7	0		10	.062	0	14	.062	1	19	.047	2
			11	0		15	.031	0	20	.031	1
						16	0		21	.016	0
									22	0	
<i>n</i> = 7			<i>n</i> = 8			<i>n</i> = 9			<i>n</i> = 10		
<i>x</i>	<i>P</i>	<i>x</i> [*]	<i>x</i>	<i>P</i>	<i>x</i> [*]	<i>x</i>	<i>P</i>	<i>x</i> [*]	<i>x</i>	<i>P</i>	<i>x</i> [*]
22	.109	6	27	.125	9	34	.102	11	40	.116	15
23	.078	5	28	.098	8	35	.082	10	41	.097	14
24	.055	4	29	.074	7	36	.064	9	42	.080	13
25	.039	3	30	.055	6	37	.049	8	43	.065	12
26	.023	2	31	.039	5	38	.037	7	44	.053	11
27	.016	1	32	.027	4	39	.027	6	45	.042	10
28	.008	0	33	.020	3	40	.020	5	46	.032	9
			34	.012	2	41	.014	4	47	.024	8
			35	.008	1	42	.010	3	48	.019	7
									49	.014	6
									50	.010	5

A 12 (Continued)

<i>n</i> = 11			<i>n</i> = 12			<i>n</i> = 13			<i>n</i> = 14		
<i>x</i>	<i>P</i>	<i>x</i> *	<i>x</i>	<i>P</i>	<i>x</i> *	<i>x</i>	<i>P</i>	<i>x</i> *	<i>x</i>	<i>P</i>	<i>x</i> *
48	.103	18	56	.102	22	64	.108	27	73	.108	32
49	.087	17	57	.088	21	65	.095	26	74	.097	31
50	.074	16	58	.076	20	66	.084	25	75	.086	30
51	.062	15	59	.065	19	67	.073	24	76	.077	29
52	.051	14	60	.055	18	68	.064	23	77	.068	28
53	.042	13	61	.046	17	69	.055	22	78	.059	27
54	.034	12	62	.039	16	70	.047	21	79	.052	26
55	.027	11	63	.032	15	71	.040	20	80	.045	25
56	.021	10	64	.026	14	72	.034	19	81	.039	24
57	.016	9	65	.021	13	73	.029	18	82	.034	23
58	.012	8	66	.017	12	74	.024	17	83	.029	22
59	.009	7	67	.013	11	75	.020	16	84	.025	21
			68	.010	10	76	.016	15	85	.021	20
						77	.013	14	86	.018	19
						78	.011	13	87	.015	18
						79	.009	12	88	.012	17
									89	.010	16

<i>n</i> = 15					
<i>x</i>	<i>P</i>	<i>x</i> *	<i>x</i>	<i>P</i>	<i>x</i> *
83	.104	37	92	.036	28
84	.094	36	93	.032	27
85	.084	35	94	.028	26
86	.076	34	95	.024	25
87	.068	33	96	.021	24
88	.060	32	97	.018	23
89	.053	31	98	.015	22
90	.047	30	99	.013	21
91	.042	29	100	.011	20
			101	.009	19

x	P	x*	x	P	x*	x	P	x*	x	x*	
29	.167	21	52	.117	38	84	.121	63	128	.100	96
30	.042	20	53	.067	37	85	.088	62	129	.083	93
31	0	19	54	.042	36	86	.068	61	130	.069	94
			55	.0083	35	87	.051	60	131	.055	93
						88	.029	59	132	.044	92
						89	.017	58	133	.033	91
						90	.0083	57	134	.024	90
									135	.017	89
									136	.012	88
									137	.0062	87

n=8			n=9			n=10		
x	P	x*	x	P	x*	x	P	x*
183	.108	141	253	.106	197	339	.102	266
184	.098	140	254	.097	196	340	.096	265
185	.085	139	255	.089	195	341	.089	264
186	.076	138	256	.081	194	342	.083	263
187	.066	137	257	.074	193	343	.077	262
188	.057	136	258	.066	192	344	.072	261
189	.048	135	259	.060	191	345	.067	260
190	.042	134	260	.054	190	346	.062	259
191	.035	133	261	.048	189	347	.057	258
192	.029	132	262	.043	188	348	.052	257
193	.023	131	263	.038	187	349	.048	256
194	.018	130	264	.033	186	350	.044	255
195	.014	129	265	.029	185	351	.040	254
196	.011	128	266	.025	184	352	.037	253
197	.0077	127	267	.022	183	353	.033	252
			268	.018	182	354	.030	251
			269	.016	181	355	.027	250
			270	.013	180	356	.024	249
			271	.011	179	357	.022	248
			272	.0086	178	358	.019	247
						359	.017	246
						360	.015	245
						361	.013	244
						362	.012	243
						363	.010	242

ST 264 (H)

267



พิมพ์ที่... สำนักพิมพ์มหาวิทยาลัยรามคำแหง
Ramkhamhaeng University Press.



192020408

