

# **Chapter 3**

## **How to Express Appreciations and Compliments**

### **Objectives**

1. To express different ways of appreciation in conversation.
2. To use certain expressions to express compliment and praises in various contexts.

### **A. Appreciation**

In English, there are many different ways of expressing appreciation. In the previous chapter, you have found the term "Thank you" which is commonly used in everyday English. You may also use the following terms as well.

Thanks

Thank you

Thanks a lot

Thank you very much

Many thanks

In addition to selecting these terms to show appreciation, you might say certain expressions relating to specific occasions.

#### **A1. Presentations : Mini-talks 1-4**

Today is Mary's birthday. She's arranging a birthday party at her apartment. Many friends visit her and bring her a birthday present.

**Mini-talk 1 :**



Tom

Happy birthday to you.  
Here's your birthday present.

Oh, how lovely! Thank you a lot.

I'm glad you like it.



Mary

**Mini-talk 2 :**



Bob

Hi, Mary. Happy birthday to you.  
This is your birthday cake.

How nice! It's very kind of you.  
It's just what I wanted. Many thanks.

I'm glad you do.



Mary

**Mini-talk 3 :**



Sue

Happy birthday to you, Mary.  
This is your birthday gift.

How thoughtful of you!  
Thanks so much.

I thought you might like it.



Mary

**Mini-talk 4 :**



Louise

Hello, Mary. Happy birthday to you.  
And many happy returns. Here's the  
birthday present.

It's very sweet of you. Thank you  
very much.

You're welcome.



Mary

**A1.1 Check your understanding**

1. What is birthday greeting?

\_\_\_\_\_

2. What are expressions showing excitement?

\_\_\_\_\_

3. What are expressions showing gratitude?

\_\_\_\_\_

4. What are expressions to be said while sending a gift?

\_\_\_\_\_

5. What are expressions to be said after an expression of appreciation?

\_\_\_\_\_

**A1.2 Key to your pronunciation**

1. Note that the following sentences have a different arrangement of pitches. The primary stress is on the syllable which receives the third pitch.

Set formulas (3-1) <sup>3</sup> Thank you. (down step)

<sup>3</sup> Thanks. (down-side)

<sup>3</sup> Hi.

Exclamations (2-3-1) <sup>3</sup> How lovely!

<sup>3</sup> How nice!

<sup>3</sup> How thoughtful of you!

2. Study the following stress patterns of compound nouns.

birthday present

birthday gift

birthday cake

birthday party

3. The following expressions have a 2-3-1 arrangement of pitches as normal sentences.

I'm glad you like it.

I'm glad you do.

I thought you might like it.

You're welcome.

It's very sweet of you.

**A1.3 Explanation**

The above mini-talks have the following sequences.

**A:** Birthday greeting following with presenting a gift.

**B:** Sentences showing excitement and satisfaction + a statement of appreciation.

**A:** Expressions in responding to appreciation.

To understand the functions of each group of sentence is very important.

Moreover, students must learn the various forms within each group. Complete the sentences below.


- Birthday greetings**
1. \_\_\_\_\_
  2. \_\_\_\_\_
- Statements of presenting a gift**
1. \_\_\_\_\_
  2. \_\_\_\_\_
- Sentences showing excitement**
1. \_\_\_\_\_
  2. \_\_\_\_\_
  3. \_\_\_\_\_
  4. \_\_\_\_\_
- Expressions in responding to appreciation**
1. \_\_\_\_\_
  2. \_\_\_\_\_
  3. \_\_\_\_\_
  4. \_\_\_\_\_

How to express appreciation may vary a little bit due to occasions, but the sequences are probably the same. The following is a common type of showing appreciation after someone has recieved help.


**A2. Presentations : Mini-talks 5-7**

At the university, the students thank his advisor after the explanation of an assignment.

**Mini-talk 5 :**

 **An advisor**


**Come to see me again when you don't understand.**

 **Ed**


**That's very kind of you. I really appreciate it.**

**That's all right.**

**Mini-talk 6 :**

 **An advisor**


**You can come back next week if you wish. I'll give you more explanation.**

 **Bob**


**I certainly appreciate your help. Thanks again for everything.**

**You're welcome.**

**Mini-talk 7 :**

 **An advisor**

**Now, you understood how to write the term paper. I'll allow you two weeks to finish it up. You may keep my books for references.**

 **Louise**

**Thank you so much for having gone through the trouble. I'm really grateful for your help.**

**Don't mention it.**

**A2.1 Check your understanding**

1. Why does Ed come to see his advisor?

\_\_\_\_\_

2. What does his advisor say to him?

\_\_\_\_\_

3. What's Bob's problem? Is it the same as Ed's?

\_\_\_\_\_

4. Who doesn't know how to write a term paper?

\_\_\_\_\_

5. Why does the advisor give Louise some books?

\_\_\_\_\_

### A2.2 Key to your pronunciation

1. Pronounce the following words and focus on the stress patterns.

pleasure

certainly

explanation

trouble

understand

appreciate

grateful

references

everything

2. Practice the following sentences which have a 2-3-1 arrangement of pitches.

That's all right.

I really appreciate your help.

That's very kind of you.

I certainly appreciate your help.

<sup>3</sup>  
2 Don't mention it. 1

<sup>3</sup>  
2 I'm really grateful for your help. 1

<sup>3</sup>  
2 It's my pleasure. 1

### A2.3 Explanation

Expressions of appreciation in Mini-talk 5-7 are rather formal compared to those of in Mini-talk 1-4. Students should study their grammatical patterns and their usages. Complete the table below.

	Statements of appreciation	Responses
Mini-talk 5	That's very kind of you. I really appreciate it.	That's all right.
Mini-talk 6	_____ _____	_____
Mini-talk 7	_____ _____	_____ _____



In some highly formal contexts, the following statements of appreciation are used.



Bob

Thanks for all you've done for us.  
We really do appreciate your kindness.

Please don't mention it.  
I was only too glad to be of some help.



Sue

You've been most kind.  
I really don't know how to thank you.

I was only too glad to help.



Ed

I don't know what we'll do without you.

I'm glad to be of some assistance.

Mr. Smith



### A3. Practice : Listening / Speaking and writing practices

**A3.1 Sentence Practice. Right to left drills. Listen and repeat after the instructor.**

1. I really appreciate your help.

your help

appreciate your help

really appreciate your help

I really appreciate your help.

2. I really don't know how to thank you.

thank you

how to thank you

know how to thank you

don't know how to thank you

really don't know how to thank you

I really don't know how to thank you.

3. Thank you so much for having gone through my trouble.

my trouble

gone through my trouble

for having gone through my trouble

so much for having gone through my trouble

Thank you so much for having gone through my trouble.

**A3.2 Substitution Drills. Substitute the given words or phrases to the underlined words.**

1. Here's your birthday present.

birthday cake.

wool dress.

electric calculator.

2. That's very nice of you.

sweet

kind

thoughtful

3. I'm really grateful for your help.

assistance.

kindness.

explanation.

4. Thank you so much for your help.

having gone through the trouble.

everything.

your assistance.

5. I really appreciate it.

certainly

definitely

### **B. Compliment**

Compliments and praise are used in many special occasions in the society.

Students should learn how to communicate properly in these special contexts.

Certain forms of expression are used as shown in the mini-talks below.

#### **B1. Presentations : Mini-talks 8-12**

In the seminar room, Dr. Thompson has just finished the presentation of his research findings.

#### **Mini-talk 8 :**



Tom

Congratulations on your excellent presentation.

Dr. Thompson



Thanks a lot.

**Mini-talk 9 :**



**Bob**

What a fantastic presentation!  
Congratulations!

**Dr. Thompson**



It's very kind of you to say so.

**Mini-talk 10 :**



**Sue**

Congratulations! You've done  
an excellent job.

**Dr. Thompson**



Thanks. I couldn't have done  
it without your help.

**Mini-talk 11 :**



**Nancy**

Congratulations! That was an  
excellent presentation.

**Dr. Thompson**



Thanks. I never thought I'd get it.

**Mini-talk 12 :**



**Sam**

That was a most stimulating  
presentation. Congratulations!

**Dr. Thompson**



Thanks. It really surprised me.

**B1.1 Check your understanding**

1. Where did the conversation take place?

\_\_\_\_\_

2. Who did the presentation and on what subject?

\_\_\_\_\_

3. Who were the audiences?

\_\_\_\_\_

4. Did they feel the same way? Why?

---

5. What did Dr. Thompson feel?

---

**B1.2 Key to your pronunciation**

1. Notice the different pitch arrangements for the following nouns and noun phrases. Note that the primary stress will be on the preceding syllable ending with the suffixes "-tic" and "-tion".

**Congratulations**

**A most stimulating presentation.**

**An excellent presentation.**

**A fantastic presentation**

**the presentation** | **of his** | **research findings** (2-pause group)

2. Practice speaking the following sentences.

**You've done an excellent job.**

<sup>3</sup>What a fantastic presentation!  
2 1

<sup>3</sup>That was a most stimulating presentation.  
2 1

<sup>3</sup>I couldn't have done it without your help.  
2 1

### ***B1.3 Explanation***

From the above mini-talks, you'll see that in polite conversation a compliment will not be found alone. It must co-occur with appreciation.

Complete the following table. The first one is done for you as an example.

Compliment and Praise	Appreciation
1. Congratulations on your excellent presentation!	Thanks a lot.
2. _____ _____	_____ _____
3. _____ _____	_____ _____
4. _____ _____	_____ _____
5. _____ _____	_____ _____

The structure of compliments will be found as "praise+compliment" or "compliment+praise".

**Examples :**

1. That was a most stimulating presentation. Congratulations!

(praise)

(compliment)

2. What a fantastic presentation! Congratulations.

(praise)

(compliment)

3. Congratulations! You've done an excellent job.

(compliment)

(praise)

4. Congratulations! That was an excellent presentation.

(compliment)

(praise)

It is common to say just the expression "Congratulations on + occasions"  
or "Congratulations on + reasons". For examples,

Compliment	Occasions/reasons
Congratulations on	your excellent presentation! your engagement! your wedding! your success! your promotion! being elected president of the company! being elected captain of the team!

**B2. Practice : Exercises for listening and speaking practice.**

**B2.1 Sentence Practice. Right to left drills. Listen and repeat after the instructor.**

1. It's very kind of you to say so.

to say so

you to say so

very kind of you to say so

It's very kind of you to say so

2. I couldn't have done it without your help.

your help

without your help

have done it without your help

I couldn't have done it without your help.

3. Congratulations on your excellent presentation!

presentation!

on your excellent presentation!

Congratulations on your excellent presentation!

***B2.2 Substitution Drills. Substitute the given words or phrases to the underlined words.***

1. What a fantastic presentation!

a beautiful wedding!

a great promotion!

a great success!

2. Congratulations on your scholarship!

winning the first prize!

passing the entrance exam!

being elected prime minister!

3. That was a most stimulating presentation.

job

book

movie



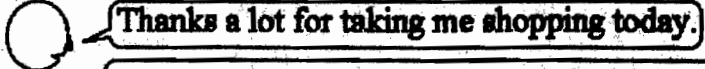


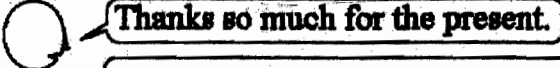


4. That was a fantastic dinner.  
 a marvelous car.  
 an excellent program.  
 a very attractive dress.

























**B2.3 Dictation. Listen to what your instructor says and then fill in the blanks.**

1. How \_\_\_\_\_ of you. Thanks so much.
2. It's very \_\_\_\_\_ of you.
3. I really \_\_\_\_\_ it.
4. It's my \_\_\_\_\_.
5. I'm really \_\_\_\_\_ for your help.
6. Thanks for all \_\_\_\_\_ for us.
7. That was a most \_\_\_\_\_ presentation.
8. \_\_\_\_\_ on your promotion.
9. What a beautiful \_\_\_\_\_ !
10. That was \_\_\_\_\_ dress.

**C. Application**

**C1. Supply the response to the following mini-talks**

1.    

2.    


3.  **I heard that you pass EN 204. Congratulations!**   

4.  **That was an excellent painting. You really deserve the first prize.**   

5.  **It was very nice of you to keep my notebook.**   

6.  **I really appreciate your helping with my reading assignment.**   

7.  **Well, thanks again. I really appreciate it.**   

8.  **You really did an excellent job. Congratulations.**   

9.  **Congratulations! I knew you'd make it.**   

10.  **That was a pretty blouse.**   


**C2. What would you say if \_\_\_\_\_?**

1. your friend gives you a Christmas present

---

**2. your friend likes your party**

---

**3. your parents gave you 3,000 Baht**

---

**4. your friend buys you airletters**

---

**5. your friend lends you his notebook**

---

**6. your teacher helps you with an assignment**

---

**7. your sister congratulates you on your graduation**

---

**8. your teacher congratulates you on your success**

---

**9. you want to congratulate your friend on a new promotion**

---

**10. you want to thank your friend on giving you a ride**

---